

# **SHOCKWAVE**

*MARINE SUSPENSION SEATING*

## **ICE<sup>3</sup> | TWO PERSON CONSOLE**



**ICE3 TWO PERSON WITH ROOF**  
*SW-ICE3002R*

The **SHOCKWAVE ICE3** is a unique, two-person console ideal for high speeds and critical missions. Patented, triple-axis suspension protecting occupants from all directions, 12-inch FOX Float H2O racing shock absorbers and AUTOTUNE functionality for making adjustments while travelling at high speeds. The **ICE3** is a versatile marine suspension solution that incorporates military-grade design and components. The **ICE3** comes with a roof to protect occupants from weather, but can also be delivered without a roof.



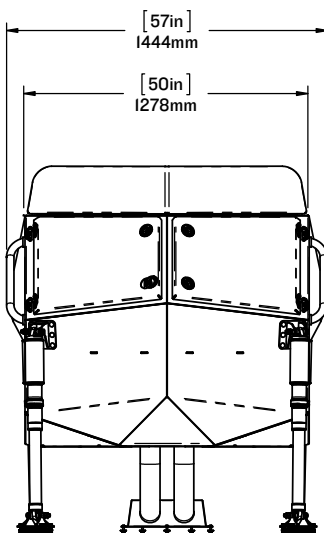
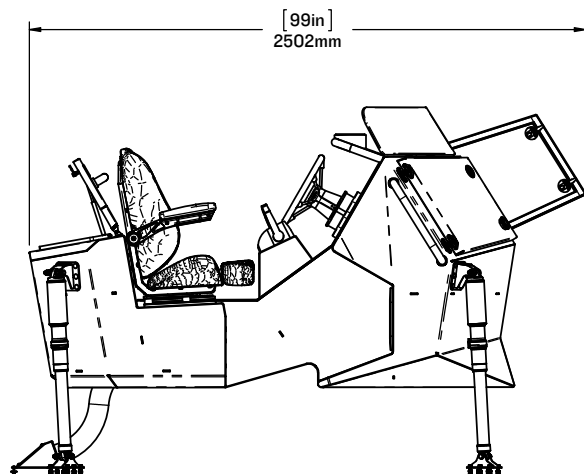
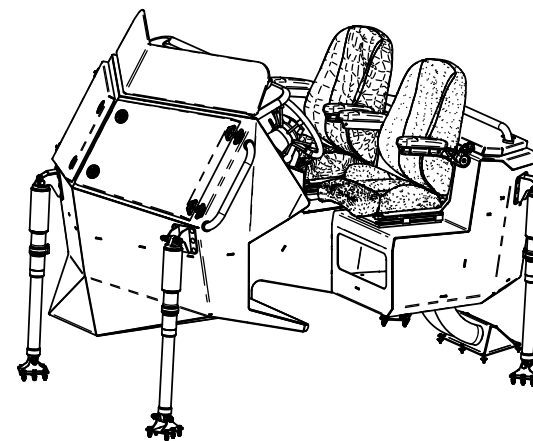
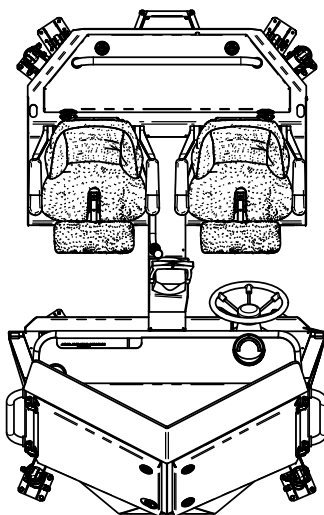
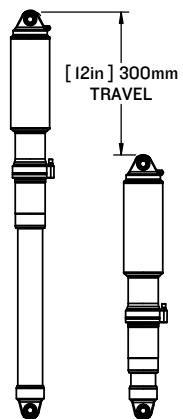
**ICE3 TWO PERSON  
WITHOUT ROOF**  
*SW-ICE3002*

LEARN MORE ABOUT OUR PRODUCTS AT  
**SHOCKWAVESEATS.COM**

+1-778-426-8545  
sales@shockwavesseats.com

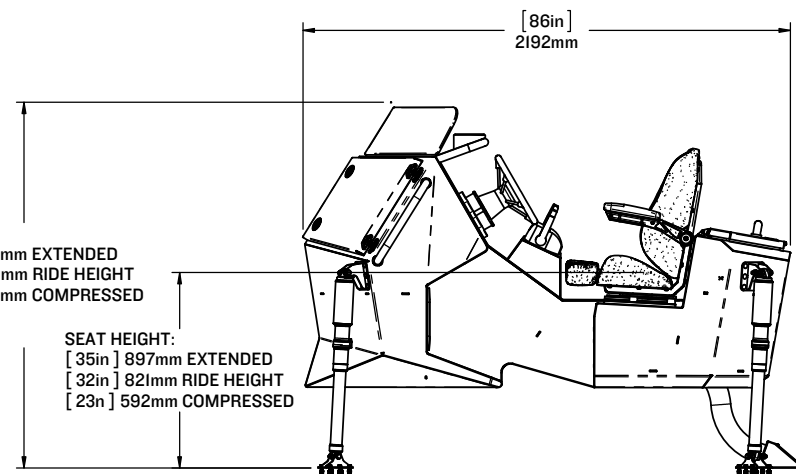
**PRODUCT SPECIFICATIONS**

**ICE**



HEIGHT:  
 [ 65in ] 1645mm EXTENDED  
 [ 62in ] 1569mm RIDE HEIGHT  
 [ 55in ] 1403mm COMPRESSED

SEAT HEIGHT:  
 [ 35in ] 897mm EXTENDED  
 [ 32in ] 821mm RIDE HEIGHT  
 [ 23in ] 592mm COMPRESSED



**SHOCKWAVE**

FOR MORE INFORMATION  
 CALL US AT 250-656-6165  
 OR VISIT US ONLINE AT  
[WWW.SHOCKWAVESEATS.COM](http://WWW.SHOCKWAVESEATS.COM)

**PROPRIETARY AND CONFIDENTIAL**

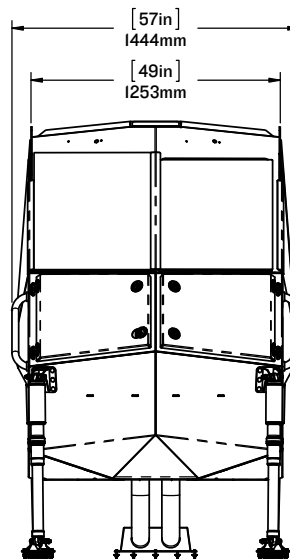
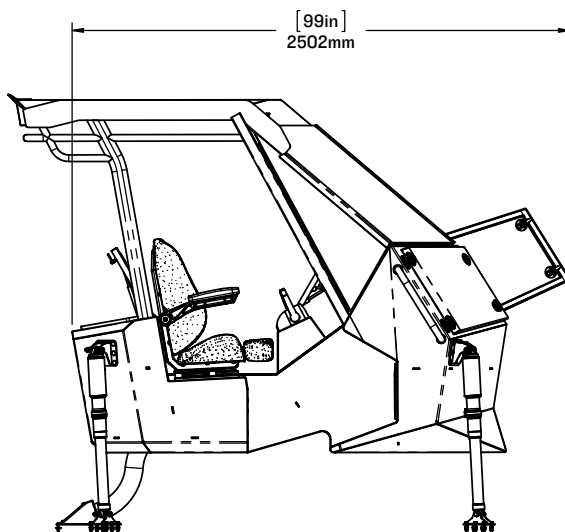
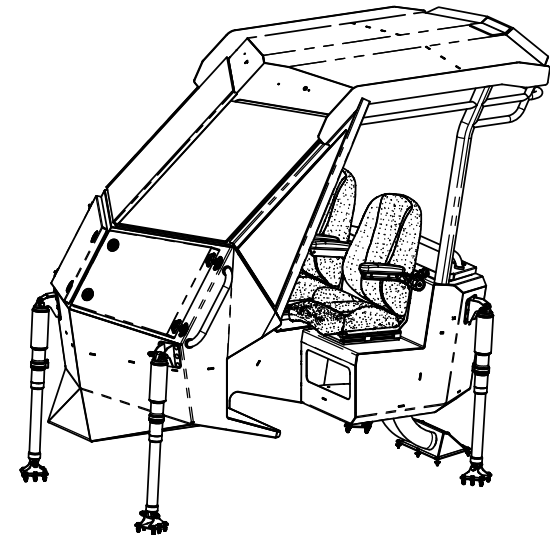
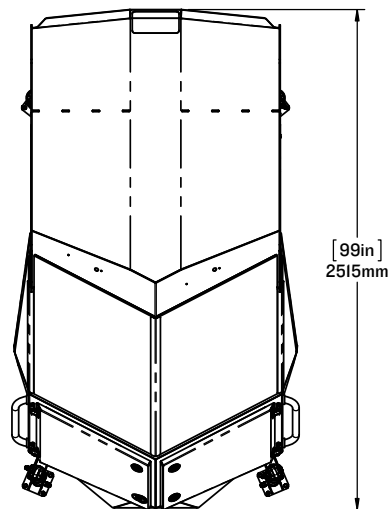
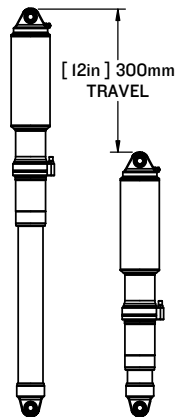
NOTICE: THIS DRAWING MAY REVEAL DESIGNS OR INFORMATION  
 PROPRIETARY TO PROFESSIONAL COMPONENTS LTD. BY  
 ACCEPTANCE OF REPRODUCTIONS, RECIPIENTS AGREE  
 TO PROTECT PROFESSIONAL COMPONENTS LTD. RIGHTS  
 AND ARE WARNED AGAINST USE OF THE DOCUMENT FOR  
 ANY PURPOSE OTHER THAN THAT FOR WHICH IT WAS ISSUED.

**SW-ICE3002**  
 ICE3 2-MAN

SCALE:1:34

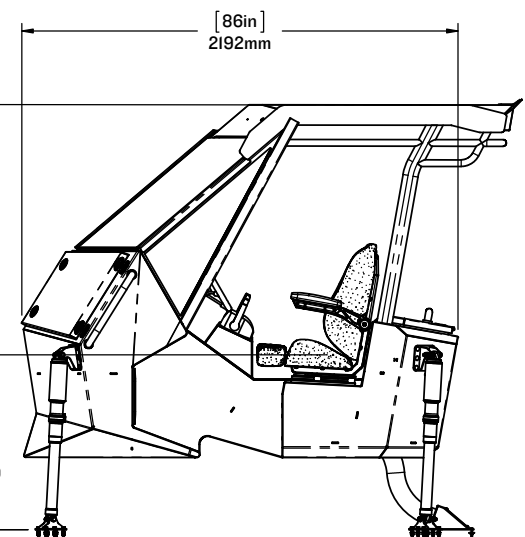
SHEET 2 OF 4

REV: 00



HEIGHT:  
[ 84in ] 2134mm EXTENDED  
[ 81in ] 2058mm RIDE HEIGHT  
[ 74in ] 1892mm COMPRESSED

SEAT HEIGHT:  
[ 35in ] 897mm EXTENDED  
[ 32in ] 821mm RIDE HEIGHT  
[ 23in ] 592mm COMPRESSED



**SHOCKWAVE**

FOR MORE INFORMATION  
CALL US AT 250-656-6165  
OR VISIT US ONLINE AT  
[WWW.SHOCKWAVESEATS.COM](http://WWW.SHOCKWAVESEATS.COM)

**PROPRIETARY AND CONFIDENTIAL**

NOTICE: THIS DRAWING MAY REVEAL DESIGNS OR INFORMATION  
PROPRIETARY TO PROFESSIONAL COMPONENTS LTD. BY  
ACCEPTANCE OF REPRODUCTIONS, RECIPIENTS AGREE  
TO PROTECT PROFESSIONAL COMPONENTS LTD. RIGHTS  
AND ARE WARNED AGAINST USE OF THE DOCUMENT FOR  
ANY PURPOSE OTHER THAN THAT FOR WHICH IT WAS ISSUED.

**SW-ICE3002R**  
ICE3 2-MAN WITH ROOF

SCALE: 1:38

SHEET 1 OF 4

REV: 00