

SHOCKWAVE

ICE

ICE³

INTEGRATED CONTROL
ENVIRONMENT
SW-ICE3006R



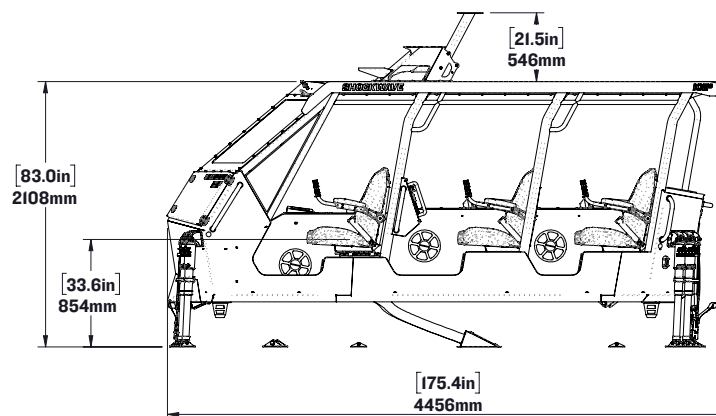
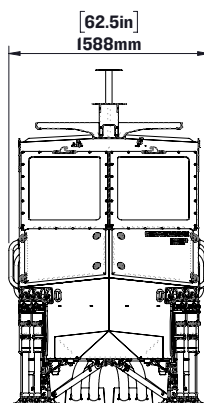
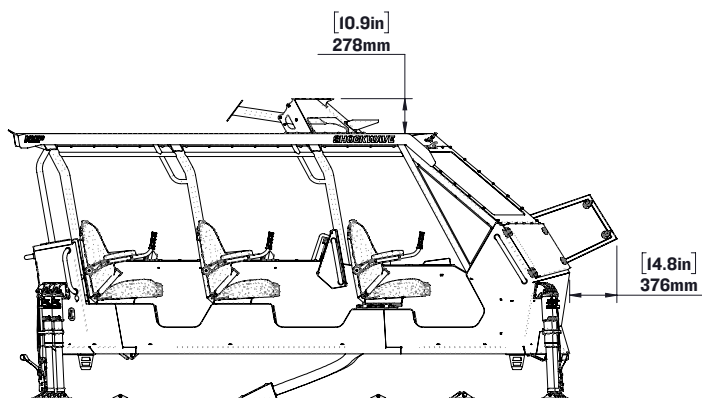
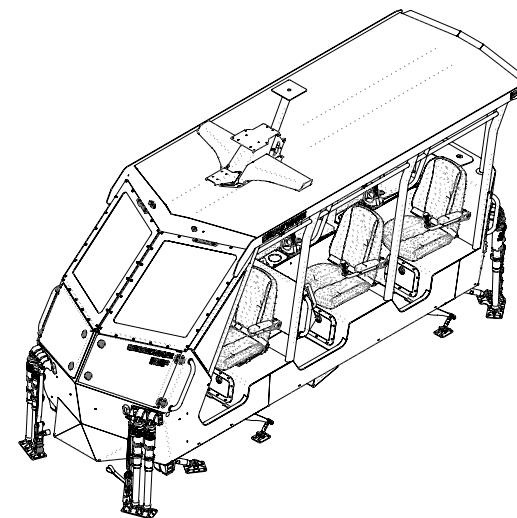
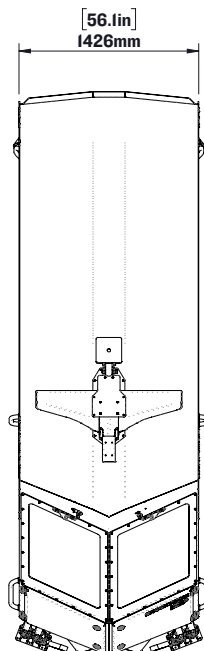
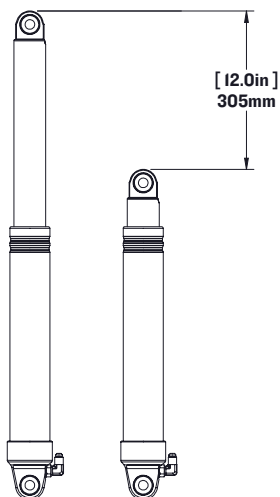
TRAVEL
12" IN

ICE3 SIX-PERSON

The SHOCKWAVE ICE3 is a unique suspension console ideal for high speeds and critical missions. Patented, triple-axis suspension protecting occupants from all directions, 12-inch FOX Float H2O racing shock absorbers and AUTOTUNE functionality for making adjustments while travelling at high speeds. The ICE3 is a versatile marine suspension console that incorporates military-grade design and components. The ICE3 comes with a roof to protect occupants from weather, but can also be delivered without a roof.

LEARN MORE ABOUT OUR PRODUCTS AT
SHOCKWAVESEATS.COM

+1-778-426-8545
sales@shockwavesseats.com



NOTE:
OCCUPIED HEIGHT WILL BE [2.25in] 57mm LOWER THAN LISTED DIMENSION
US PATENT NO. 9,422,039

SHOCKWAVE

FOR MORE INFORMATION
CALL US AT 1-778-426-8545
OR VISIT US ONLINE AT
WWW.SHOCKWAVESEATS.COM

PROPRIETARY AND CONFIDENTIAL

NOTICE: THIS DRAWING MAY REVEAL DESIGNS OR INFORMATION
PROPRIETARY TO PROFESSIONAL COMPONENTS LTD. BY
ACCEPTANCE OF REPRODUCTIONS, RECIPIENTS AGREE
TO PROTECT PROFESSIONAL COMPONENTS LTD. RIGHTS
AND ARE WARNED AGAINST USE OF THE DOCUMENT FOR
ANY PURPOSE OTHER THAN THAT FOR WHICH IT WAS ISSUED.

SW-ICE3006R

ICE3 6 Man

WEIGHT: [1735 lbs] 790 kg

SCALE:1:60

SHEET 1 OF 1

REV: 00