

# SHOCKWAVE

# S2

## **S2** | JOCKEY SW-S2-2400

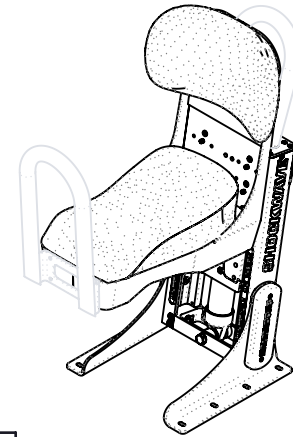
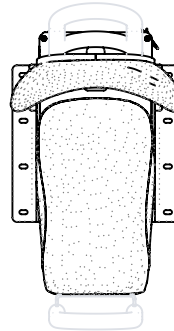
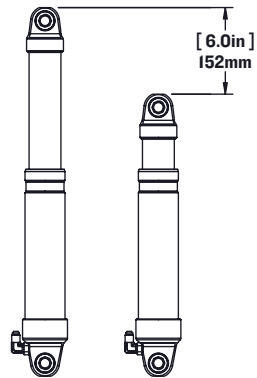


**TRAVEL**  
**6" IN**

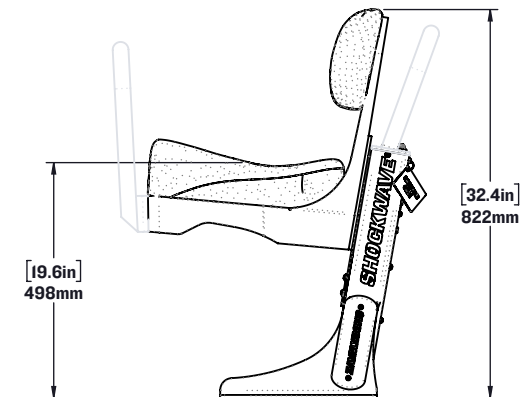
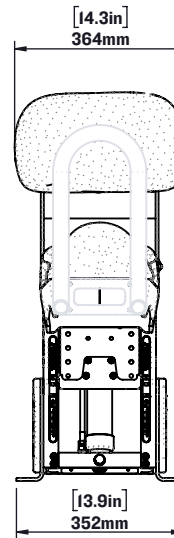
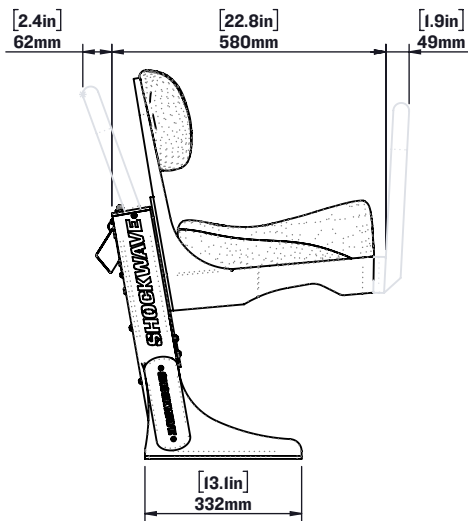
SHOCKWAVE's S2 Jockey Seats are the perfect shock mitigation solution for mounting to risers or when seats need to be low to the deck. These seats are compact, lightweight and suitable for payloads up to about 300lbs, and moderate to extreme sea conditions. The FOX Float H2O shock absorber offers 6-inches of vertical travel.

LEARN MORE ABOUT OUR PRODUCTS AT  
**SHOCKWAVESEATS.COM**

+1-778-426-8545  
[sales@shockwavesseats.com](mailto:sales@shockwavesseats.com)



SEAT HEIGHT OPTIONS	
+1	[20.8in] 528mm
STANDARD	[19.6in] 498mm
-1	[18.4in] 468mm



#### NOTES:

1. OCCUPIED SEAT HEIGHT WILL BE [1 1/4in] 32mm LOWER THAN LISTED DIMENSION
2. SHOWN WITH OPTIONAL GRABRAILS

# SHOCKWAVE

FOR MORE INFORMATION  
CALL US AT 1-778-426-8545  
OR VISIT US ONLINE AT  
[WWW.SHOCKWAVESEATS.COM](http://WWW.SHOCKWAVESEATS.COM)

#### PROPRIETARY AND CONFIDENTIAL

NOTICE: THIS DRAWING MAY REVEAL DESIGNS OR INFORMATION PROPRIETARY TO PROFESSIONAL COMPONENTS LTD. BY ACCEPTANCE OF REPRODUCTIONS, RECIPIENTS AGREE TO PROTECT PROFESSIONAL COMPONENTS LTD. RIGHTS AND ARE WARNED AGAINST USE OF THE DOCUMENT FOR ANY PURPOSE OTHER THAN THAT FOR WHICH IT WAS ISSUED.

## SW-S2-2400

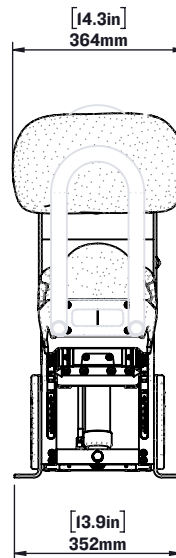
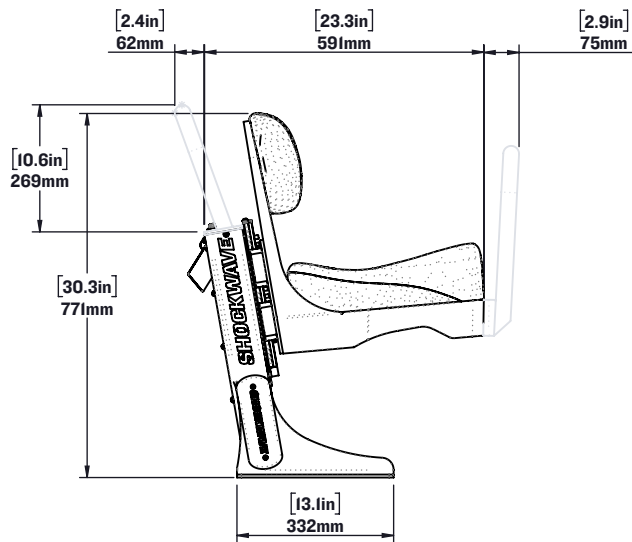
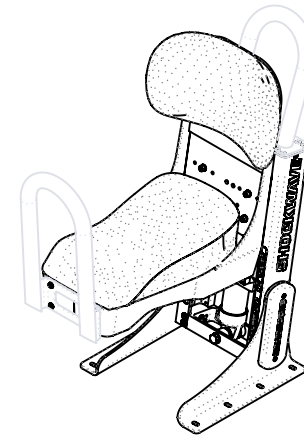
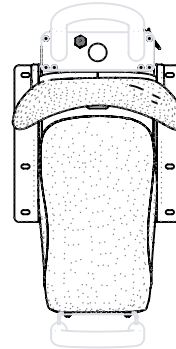
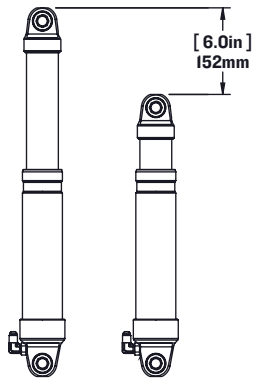
S2A Corbin Narrow Jockey Seat

WEIGHT: [42 lbs] 19 kg

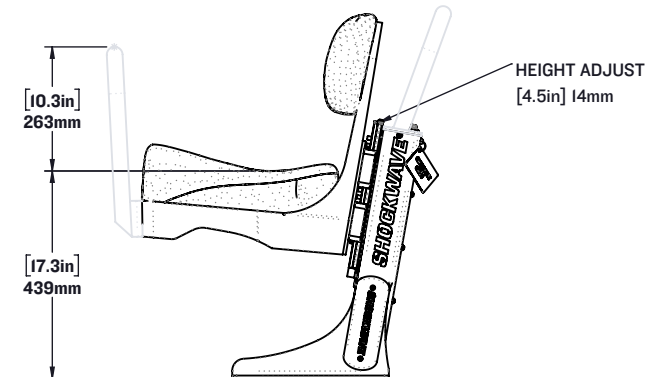
SCALE: 1:24

SHEET 1 OF 1

REV: 03



MEAN SEAT HEIGHT	
STANDARD	[17.3in] 439mm



#### NOTES:

1. OCCUPIED SEAT HEIGHT WILL BE [1 1/4in] 32mm LOWER THAN LISTED DIMENSION
2. SHOWN WITH OPTIONAL GRABRAILS

# SHOCKWAVE

FOR MORE INFORMATION  
CALL US AT 1-778-426-8545  
OR VISIT US ONLINE AT  
[WWW.SHOCKWAVESEATS.COM](http://WWW.SHOCKWAVESEATS.COM)

#### PROPRIETARY AND CONFIDENTIAL

NOTICE: THIS DRAWING MAY REVEAL DESIGNS OR INFORMATION PROPRIETARY TO PROFESSIONAL COMPONENTS LTD. BY ACCEPTANCE OF REPRODUCTIONS, RECIPIENTS AGREE TO PROTECT PROFESSIONAL COMPONENTS LTD. RIGHTS AND ARE WARNED AGAINST USE OF THE DOCUMENT FOR ANY PURPOSE OTHER THAN THAT FOR WHICH IT WAS ISSUED.

## SW-S2-2400-HA

S2A Corbin Narrow Jockey Seat

WEIGHT: [49.02 lbs] 22.24 kg

SCALE: 1:24

SHEET 1 OF 1

REV: 00