

SHOCKWAVE

S3

S3

LIGHTWEIGHT FIXED DUAL JOCKEY

SW-S3LD-2410 with SW-00-2413-FM



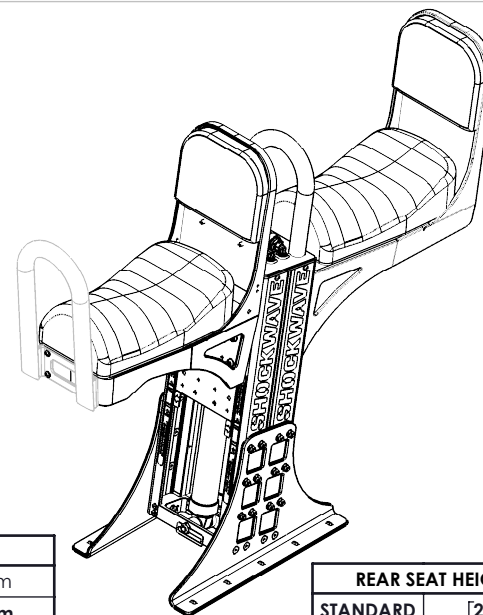
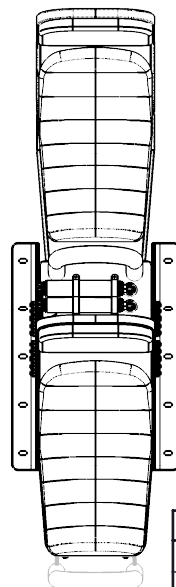
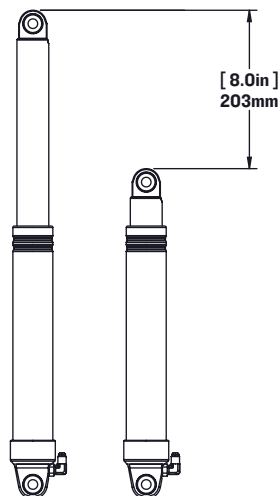
TRAVEL
8" IN

SHOCKWAVE's S3 Lightweight Fixed Dual Jockey Seats are designed to maximize space. These long travel seats are built for heavy duty, deck or bulkhead mounted applications where feet in suspension may be needed. Seat shown with front handrails.

SHOCKWAVE's S3 Lightweight Jockey Seats are designed 20% lighter while improving performance and prolonging the time to Whole Body Vibration (WBV) limit. To maximize deck space, they offer a quick release track system, and quick connect height adjust. Suitable for high-speed RIBS, boarding operations and tactical craft, there is no jockey seat like it. The 8-inch travel FOX Float H2O shock absorber sets the benchmark for performance.

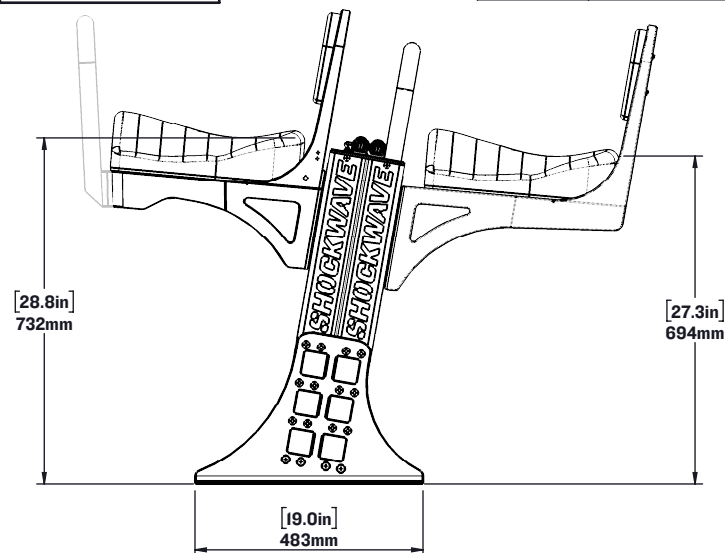
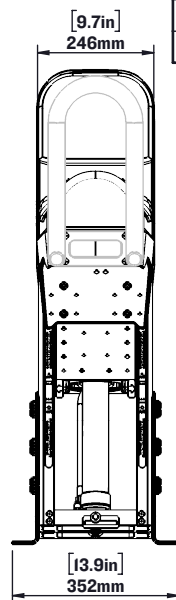
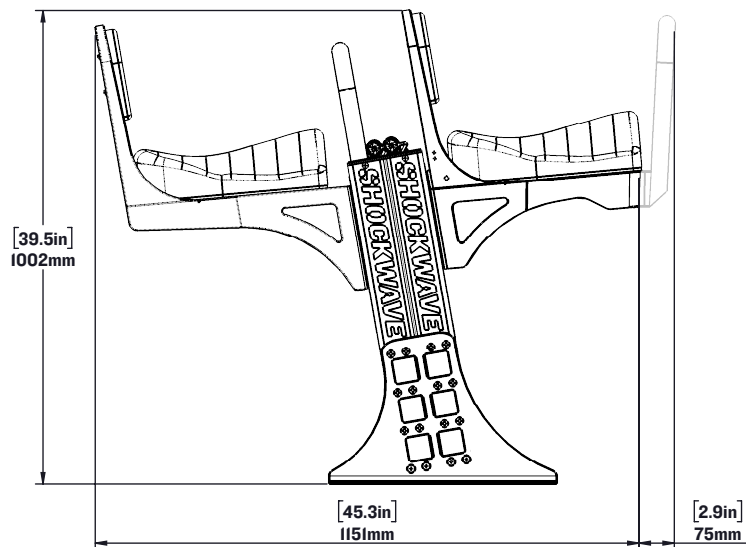
LEARN MORE ABOUT OUR PRODUCTS AT
SHOCKWAVESEATS.COM

+1-778-426-8545
sales@shockwavesseats.com



SEAT HEIGHT OPTIONS	
+1	[30.0in] 762mm
STANDARD	[28.8in] 732mm
-1	[27.7in] 702mm
-2	[26.5in] 673mm
-3	[25.3in] 643mm

REAR SEAT HEIGHT OPTIONS	
STANDARD	[27.3in] 694mm
-1	[26.2in] 664mm
-2	[25.0in] 635mm
-3	[23.8in] 605mm



NOTES:

1. OCCUPIED SEAT HEIGHT WILL BE [1.5in] 38mm LOWER THAN LISTED
2. SHOWN WITH OPTIONAL GRABRAIL

SHOCKWAVE

FOR MORE INFORMATION
CALL US AT 1-778-426-8545
OR VISIT US ONLINE AT
WWW.SHOCKWAVESEATS.COM

PROPRIETARY AND CONFIDENTIAL

NOTICE: THIS DRAWING MAY REVEAL DESIGNS OR INFORMATION PROPRIETARY TO PROFESSIONAL COMPONENTS LTD. BY ACCEPTANCE OF REPRODUCTIONS, RECIPIENTS AGREE TO PROTECT PROFESSIONAL COMPONENTS LTD. RIGHTS AND ARE WARNED AGAINST USE OF THE DOCUMENT FOR ANY PURPOSE OTHER THAN THAT FOR WHICH IT WAS ISSUED.

SW-S3LD-2410

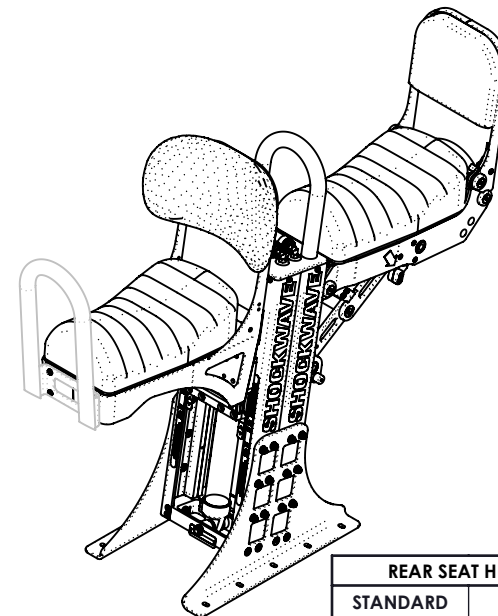
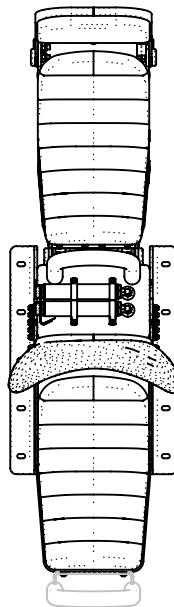
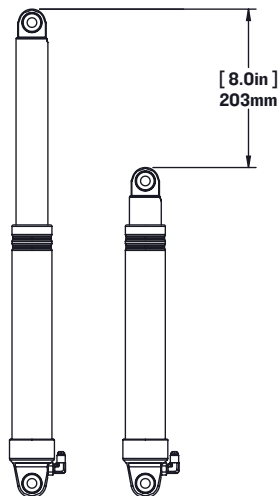
Lightweight S3A Dual Jockey Seat with SW-00-2410-FM

WEIGHT: [70.58 lbs] 32.01 kg

SCALE:1:24

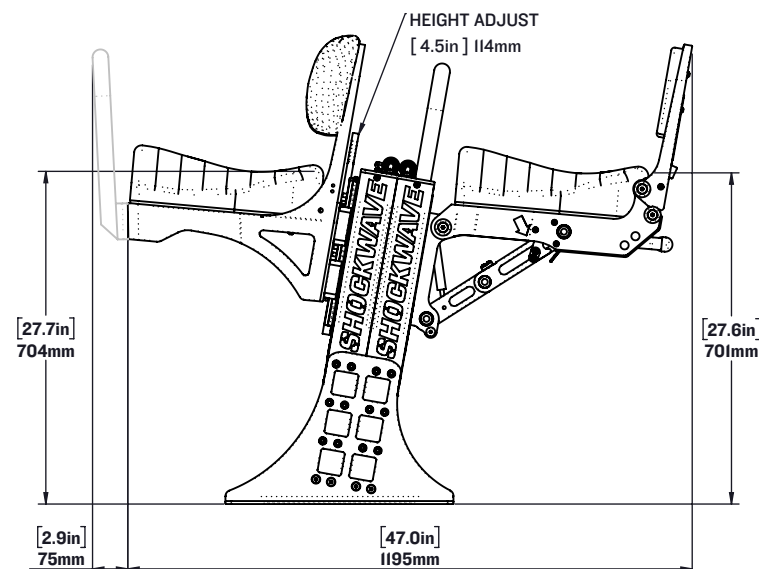
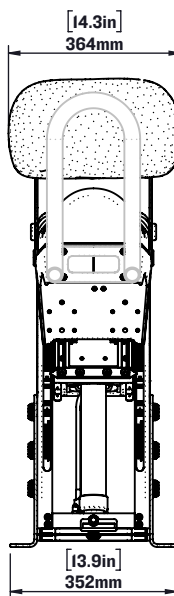
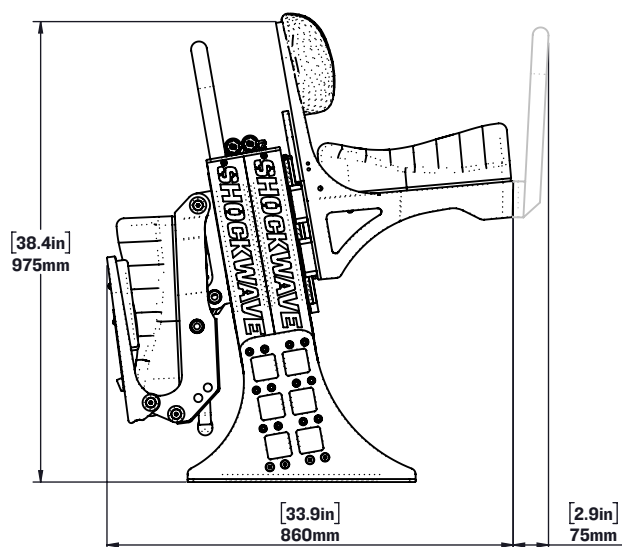
SHEET 1 OF 1

REV: 00



MEAN SEAT HEIGHT	
STANDARD	[27.7in] 704mm

REAR SEAT HEIGHT OPTIONS	
STANDARD	[27.6in] 701mm
-1	[26.4in] 671mm
-2	[25.3in] 642mm



NOTES:

1. OCCUPIED SEAT HEIGHT WILL BE [1.5in] 38mm LOWER THAN LISTED DIMENSION
2. SHOWN WITH OPTIONAL GRABRAIL

SHOCKWAVE

FOR MORE INFORMATION
CALL US AT 1-778-426-8545
OR VISIT US ONLINE AT
WWW.SHOCKWAVESEATS.COM

PROPRIETARY AND CONFIDENTIAL

NOTICE: THIS DRAWING MAY REVEAL DESIGNS OR INFORMATION PROPRIETARY TO PROFESSIONAL COMPONENTS LTD. BY ACCEPTANCE OF REPRODUCTIONS, RECIPIENTS AGREE TO PROTECT PROFESSIONAL COMPONENTS LTD. RIGHTS AND ARE WARNED AGAINST USE OF THE DOCUMENT FOR ANY PURPOSE OTHER THAN THAT FOR WHICH IT WAS ISSUED.

SW-S3LD-2410-HA

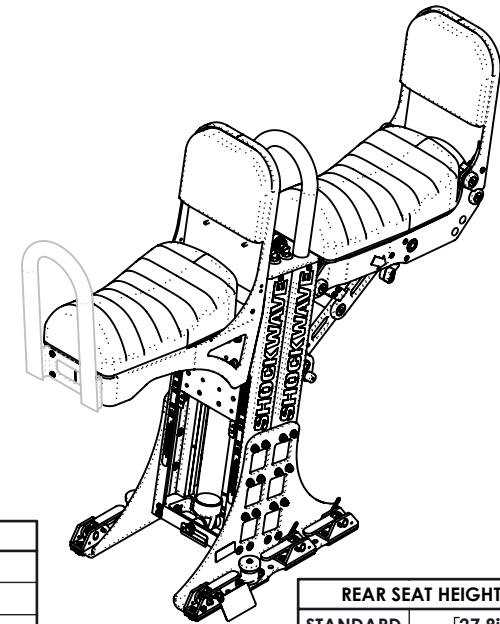
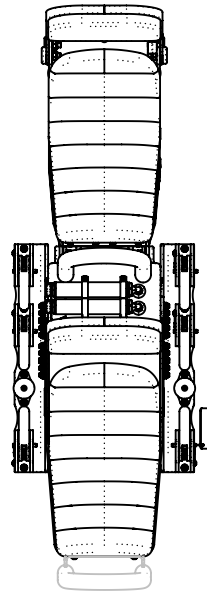
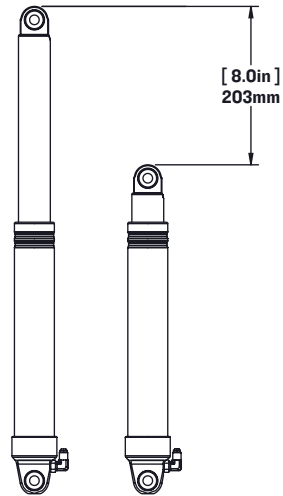
Lightweight S3A Dual Jockey Seat with Height Adjust and SW-00-2413-FM

WEIGHT: [81.31 lbs] 36.88 kg

SCALE: 1:24

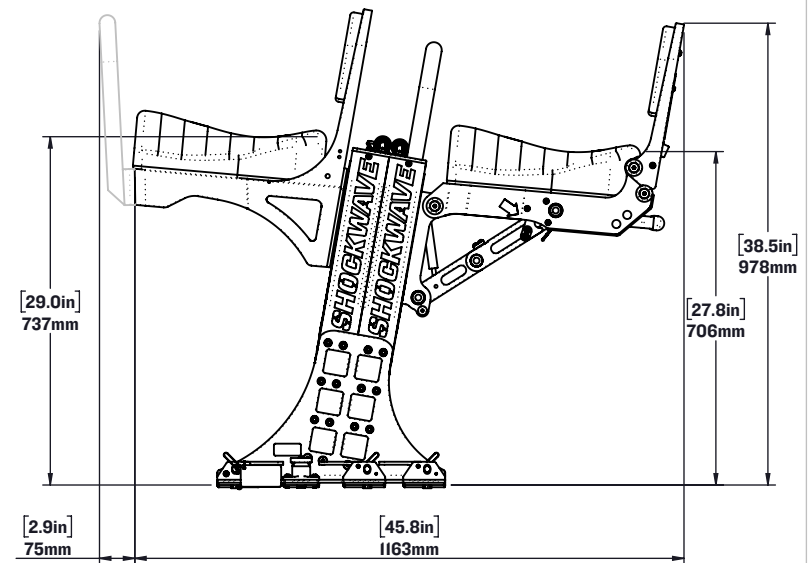
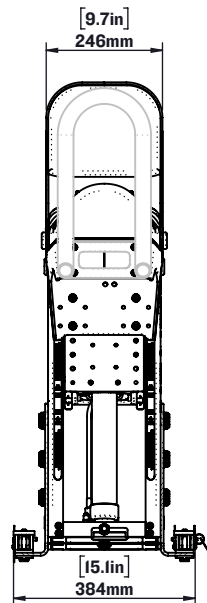
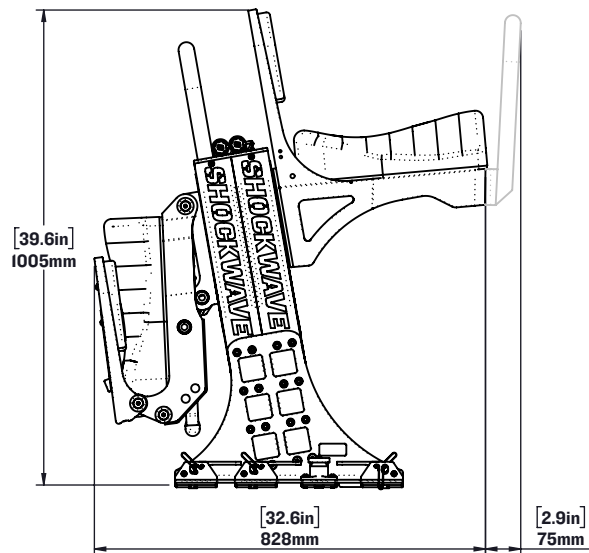
SHEET 1 OF 1

REV: 00



SEAT HEIGHT OPTIONS	
+1	[30.2in] 767mm
STANDARD	[29.0in] 737mm
-1	[27.9in] 707mm
-2	[26.7in] 678mm
-3	[25.5in] 648mm

REAR SEAT HEIGHT OPTIONS	
STANDARD	[27.8in] 706mm
-1	[26.6in] 676mm
-2	[25.5in] 647mm



NOTES:

1. OCCUPIED SEAT HEIGHT WILL BE [1.5in] 38mm LOWER THAN LISTED
2. SHOWN WITH OPTIONAL GRABRAIL

SHOCKWAVE

FOR MORE INFORMATION
CALL US AT 1-778-426-8545
OR VISIT US ONLINE AT
WWW.SHOCKWAVESEATS.COM

PROPRIETARY AND CONFIDENTIAL

NOTICE: THIS DRAWING MAY REVEAL DESIGNS OR INFORMATION PROPRIETARY TO PROFESSIONAL COMPONENTS LTD. BY ACCEPTANCE OF REPRODUCTIONS, RECIPIENTS AGREE TO PROTECT PROFESSIONAL COMPONENTS LTD. RIGHTS AND ARE WARNED AGAINST USE OF THE DOCUMENT FOR ANY PURPOSE OTHER THAN THAT FOR WHICH IT WAS ISSUED.

SW-S3LD-2410

Lightweight S3A Dual Jockey Seat with SW-00-2413-FM

WEIGHT: [82.09 lbs] 37.24 kg

SCALE:1:24

SHEET 1 OF 1

REV: 00