

# SHOCKWAVE

SHOCKWAVE <sup>S5</sup>  
**SENTINEL**

**SHOCKWAVE <sup>S5</sup>  
SENTINEL** | **ADAPTER PLATE**  
SW-08290

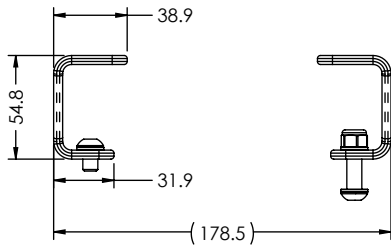


This adapter kit allows users with non-SHOCKWAVE brand seats to fit their seats to our SHOCKWAVE accessories and/or suspension module. It's designed to accommodate any non-SHOCKWAVE seat that uses a 5" x 12" bolt pattern. The adapter plate accommodates both upward and downward bolt patterns.

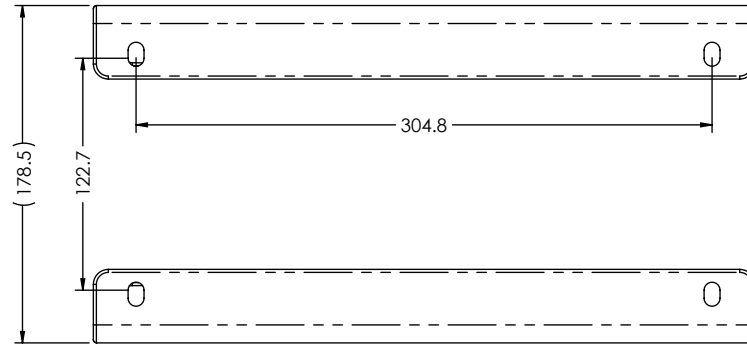
**This is only for users with 5' x 12' bolt patterns, as all other patterns should work to our accessories and module.**

LEARN MORE ABOUT OUR PRODUCTS AT  
**SHOCKWAVESEATS.COM**

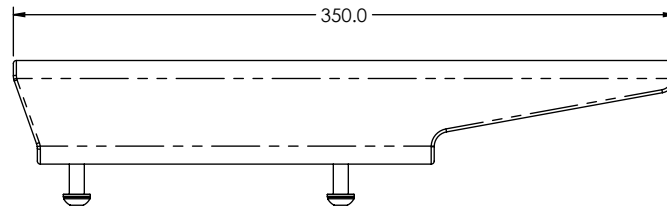
+1-778-426-8545  
sales@shockwavesats.com



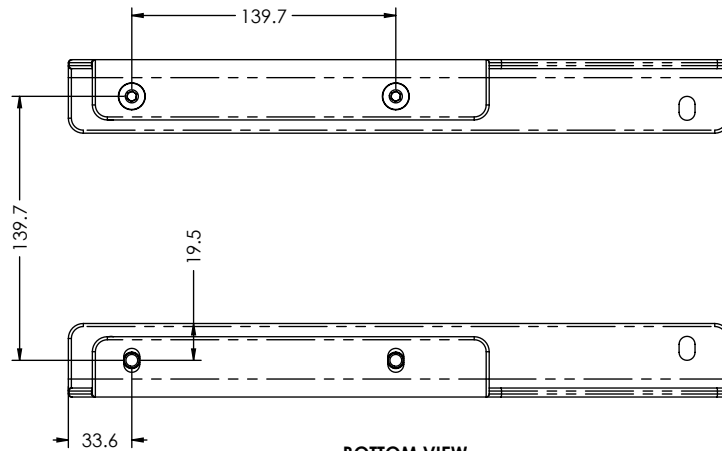
FRONT VIEW



TOP VIEW



SIDE VIEW



BOTTOM VIEW

**SHOCKWAVE**

FOR MORE INFORMATION  
CALL US AT 1-778-426-8545  
OR VISIT US ONLINE AT  
[WWW.SHOCKWAVESEATS.COM](http://WWW.SHOCKWAVESEATS.COM)

**PROPRIETARY AND CONFIDENTIAL**

NOTICE: THIS DRAWING MAY REVEAL DESIGNS OR INFORMATION PROPRIETARY TO PROFESSIONAL COMPONENTS LTD. BY ACCEPTANCE OF REPRODUCTIONS, RECIPIENTS AGREE TO PROTECT PROFESSIONAL COMPONENTS LTD. RIGHTS AND ARE WARNED AGAINST USE OF THE DOCUMENT FOR ANY PURPOSE OTHER THAN THAT FOR WHICH IT WAS ISSUED.

**SW-08290**

S5 5"X12" Seat Adaptor Kit

WEIGHT: [N/A lbs] N/A kg

SCALE:1:4

SHEET 3 OF 3

REV: 00