

SHOCKWAVE

MARINE SUSPENSION SEATING



PRODUCT CATALOG

FEEL BETTER. TRAVEL FARTHER.

INTRODUCTION
TO SHOCKWAVE

Who We Are	3
The SHOCKWAVE Lineup	4
Product Overview	6

SHOCKWAVE
PRODUCT CATEGORIES

Recreational Product Line	8
S5 Sentinel Suspension Module	9
S5 Sentinel Accessories	10
Commander Seats by Corbin	11
Professional Product Line	12
Helm & Crew Seating	13
S2 Helm & Crew Seats	13
S3 Helm & Crew Seats	16
Drop-Down Bolster Seating	18
S2 Drop-Down Seats	18
S3 Drop-Down Seats	18

Jockey Seating	20
S5 Jockey Seat	20
S2 Jockey Seats	20
S3 Lightweight Jockey Seats	21
Specialty Products	26
Specialty Seating	27
VIMMS	32
Vessel Impact and Motion Monitoring System	
ICE	34
Integrated Control Environment	

ABOUT
SHOCKWAVE

Our Products	38
Professional Product Parts	41
SHOCKWAVE Testing	42
SHOCKWAVE Motorsports	45



SHOCKWAVE ICE3 Two-Person on Ocean Craft Marine

PROTECTING BOATERS
FROM THE SHOCK OF
WAVE IMPACT

SHOCKWAVE is a Canadian company with a global presence, originally founded in 1965. We design and manufacture marine suspension seats for professional and recreational markets. We are committed to continual improvement, rigorous testing, safety standards and innovative shock module design that protects boaters from the shock of wave impact.

THE SHOCKWAVE LINEUP




SHOCKWAVE S5 SENTINEL

TRAVEL
4" IN



- ✓ Affordable suspension for recreational boaters
- ✓ Simple install and fits virtually any boat
- ✓ Easily mounted on a riser box or pedestal
- ✓ Compatible with most boat seats
- ✓ Adjustable air sprung shock absorber
- ✓ Superior corrosion resistance
- ✓ Marine grade aluminum



S2

TRAVEL
6" IN



- ✓ For commercial and professional applications
- ✓ Offered in Helm or Jockey Seat style
- ✓ Most often mounted on riser boxes
- ✓ Air sprung FOX shock with linear suspension
- ✓ Designed for moderate to heavy sea conditions



S3

TRAVEL
8" IN



- ✓ For professional and military applications
- ✓ Offered in Helm or Jockey Seat style
- ✓ Deck mounted seats with optional storage
- ✓ Air sprung FOX shock with linear suspension
- ✓ Ideal for open RHIBs or cabin boats
- ✓ Used for the most demanding sea conditions and high speeds



ICE

TRAVEL
12" IN



Integrated Control Environment




























- ✓ Military, law enforcement and rescue applications
- ✓ Suspends occupants, controls and electronics in a single unit
- ✓ Military-grade shock protection from all directions
- ✓ Driver and crew experience less fatigue and wave impact injury
- ✓ Patented **SHOCKWAVE** designed product



VMS

- ✓ Real-time monitoring provides situational awareness of crew & vessel
- ✓ Crew and hull integrated monitoring
- ✓ Daylight readable display, fully dimmable for night operations
- ✓ Impact data recorded for review and analysis.
- ✓ Encrypted data downloading via USB and viewing on secure software platform

CALL SALES AT SHOCKWAVE SEATS FOR MORE INFO: +1.778.426.8545

S5 SENTINEL MODULE, ACCESSORIES & SEATS	HELM & CREW SEATS	DROP-DOWN SEATS	JOCKEY SEATS	ICE INTEGRATED CONTROL ENVIRONMENT	SPECIALTY PRODUCTS	
<div></div> <div>S5 Sentinel Suspension Module</div>	<div></div> <div>S2 Helm Seats</div>	<div></div> <div>S2 Drop-Down Seats</div>	<div></div> <div>S5 Jockey Seats</div>	<div></div>	<div></div> <div>S4 Helm Control Pod</div>	<div></div> <div>G-Force S3 Drop-Down Seat</div>
<div></div> <div>S5 Sentinel Accessories</div>	<div></div> <div>S2 Flip Bolster Seats</div>	<div></div> <div>S3 Drop-Down Seats with Height Adjust</div>	<div></div> <div>S2 Jockey Seats</div>	<div></div> <div>ICE3 Two-Person Four-Person with 2nd row dash Five-Person Six-Person</div>	<div></div> <div>S3 Jockey Control Pod</div>	<div></div> <div>Wall Mount Folding Seat</div>
<div></div> <div>Commander Seats by Corbin</div>	<div></div> <div>S2 High Mount</div>		<div></div> <div>S3 Single Lightweight Jockey Seats</div>	<div></div> <div>ICE4 – Six-Person</div>	<div></div> <div>S3 Lightweight High-Back Jockey</div>	<div></div> <div>VIMMS Vessel Impact Motion Monitoring System</div>
	<div></div> <div>S3 Helm Seats with Storage</div>		<div></div> <div>S3 Dual Lightweight Jockey Seats</div>	<div></div> <div>ICE5 – Two-Person</div>	<div></div> <div>Bulkhead Mount Folding Troop Seat</div>	<div></div> <div>VIMMS Pro Vessel Impact Motion Monitoring System</div>
	<div></div> <div>S3 Flip Bolster Seats with Storage</div>				<div></div> <div>S3 Lightweight Quick Connect Jockey Swivel Boarding Seat</div>	

PRODUCT OVERVIEW

SHOCKWAVE

7

NEW



RECREATIONAL PRODUCT LINE

SHOCKWAVE Seats announces the new **SHOCKWAVE S5 SENTINEL** Suspension Module – the re-engineered and updated version of the S5 Suspension Module. The SHOCKWAVE S5 SENTINEL offers a FOX or ROCKSHOX shock absorber and IGUS bushings. Many of the features present on the S5 have been maintained on the S5 SENTINEL, including adjustable compression and rebound rates, minimal parts count, surge protection and 316 stainless steel hardware.

- ✓ Easy to install
- ✓ Can be paired with almost any seat
- ✓ Designed and manufactured in Canada

SHOCKS BY



SHOCKWAVE S5 SENTINEL

FEATURES

- ✓ Easy to mount and adapt to current seating
- ✓ Marine grade aluminum die cast construction with trivalent chromate and military grade powder coat
- ✓ Stable 8 pivot design for higher loads and a smoother ride
- ✓ 316 stainless steel hardware
- ✓ High life cycle IGUS bushings

BENEFITS

- ✓ Improved performance and strength
- ✓ Increased lateral stability
- ✓ Minimal parts count and simple construction
- ✓ Designed and manufactured in Canada
- ✓ Surge protection: Suspension travel is 4-inch vertical and 1.5-inch forward, mitigating deceleration associated with wave impacts
- ✓ Adjustable compression and rebound rate
- ✓ Fully adjustable FOX or ROCKSHOX shock absorber for all payloads and sea conditions

TRAVEL
4 IN



The **SHOCKWAVE S5 SENTINEL** provides comfort and safety to boaters, offering them an experience they've never had before. It offers a smoother, safer and more comfortable ride, protecting occupants from the shock of wave impact. Recreational boaters can stay out longer and travel farther with less fatigue.



BLACK
SW-07823-B




WHITE
SW-07823-W

Find a dealer: [SHOCKWAVESEATS.COM/DEALERS](https://shockwaveSeats.com/dealers)

RECREATIONAL PRODUCT LINE

SHOCKWAVE


S5 SENTINEL ACCESSORIES



SWIVEL SLIDE

SW-05488

This Swivel Slide system has 5-inches of fore-aft travel and features premium track and cars for smooth operation. The 360-degree swivel has a positive lock that engages every 22.5° (16 positions).



SLIDE

SW-05489

Our purpose-built Slide offers a full 5-inches of fore-aft travel, allowing for comfortable seating options for a wide variety of occupants and users. Our Slide pairs perfectly with the S5 Sentinel and the Commander Seat.



SWIVEL

SW-05592

This robust 360-degree Swivel is designed to pair with the S5 Sentinel and the Commander Seat. A positive lock engages every 22.5° (16 positions).

To request replacement parts for our recreational line of suspension products and seats, please contact us at support@shockwaveSeats.com



SHOCK PUMP

SW-01983

The high-pressure Shock Pump features an integrated pressure gauge and bleed valve for simple adjustment with a maximum inflation pressure of 350 psi. A SHOCKWAVE Shock Pump is required to operate the S5 Sentinel.



CUSTOM RISER BOXES

6" SW-07251 | 9" SW-07920

SHOCKWAVE offers riser boxes for customers needing additional height below their suspension module. Custom sizes can be ordered.



FOOTREST

SW-07507

Our height adjustable Folding Footrest has 6" of travel and is foot operated for ease of use. It offers a stable platform 17" wide and is designed to be bulkhead mounted on a console.



CUPHOLDER

SW-01688

An optional cupholder is available for the SHOCKWAVE Commander Seat. It can be attached to either side of the armrest with a black aluminum bracket.

SHOCKWAVE COMMANDER by Corbin



BLACK
SW-04920-B



WHITE
SW-04920-W



HEAVY DUTY
SW-04920-HD



COMMANDER MID-BACK

Designed to pair perfectly with the S5 SENTINEL Suspension Module, the Commander is a lightweight, robust boat seat that comes equipped with folding armrests, a storage pocket, machined aluminum seat frames, fiberglass seat backs and Corbin cushions. They will outlast any marine seat on the market. These boat seats are the definition of quality and strength, made using the best materials available today. Custom colors available.



SW-06328-B

COMMANDER HIGH-BACK

This seat is perfect for long days on the water when neck and head support is preferred.



SW-06987

COMMANDER HEATED SEAT

This seat offers both a heated back and a heated seat cushion, ensuring the occupant really feels the warmth. The cushions will heat up to a pleasant 98°F (38°C), ensuring a comfortable trip in the winter months and shoulder seasons in northern climates.



FOX

S3 Jockey Seats with Storage at the console and S3 Folding Front Mount Jockey Seats for passengers on Titan RHIB

PROFESSIONAL PRODUCT LINE

S2

S2 SUSPENSION

- ✓ 6in / 150mm suspension travel
- ✓ Commercial and professional applications
- ✓ Moderate to heavy sea conditions and high speeds

S3

S3 SUSPENSION

- ✓ 8in / 200mm suspension travel
- ✓ Professional and military applications
- ✓ The most demanding sea conditions and high speeds

S2

TRAVEL
6" IN



S2 HELM SEATS

Our best-selling S2 Helm or Passenger Seat offers unparalleled ergonomics for comfort and performance. This Helm Seat can be mounted on a seat riser, storage box or even bulkhead mounted. Commonly used on cabin boats for moderate to heavy sea conditions.

Our S2 Helm Seat is available in a Mid-Back or a High-Back version for extra head and neck support.

Seat shown with Deck Slide and Armrests.

Available with Height Adjust:

[SW-S2-1200-HA](#) | [SW-S2-1300-HA](#)



SW-S2-1200

SW-S2-1300

SHOCKS BY
FOX

S2 VESSEL AND PRODUCT APPLICATION



Government agency, law enforcement and military vessels, SAR applications



Suited for cabin boats with seat riser storage box mount



Moderate to heavy sea conditions and high speeds

HELM & CREW SEATS

SHOCKWAVE

S2TRAVEL
6" IN 

S2 FLIP BOLSTER

This seat offers a flip bolster, enabling occupants to sit or stand while providing superior ergonomics and performance. With its low seat mounting height, the S2 Helm Seat fits on top of seat riser-storage boxes in place of traditional truck seats.

The S2 Flip Bolster it is a popular choice for cabin and T-top applications. For the helm and nav operators, the optional Fore/Aft Slide and Height Adjust ensure compliance and comfort for a full range of occupants.

Seat shown with Deck Slide, Deck Mount and Armrests.

Available with Height Adjust:

[SW-S2-1201-HA](#) | [SW-S2-1301-HA](#)



SW-S2-1201



SW-S2-1301



SW-S2-1300-HM-FF



SW-S2-1200-HM-FF

S2TRAVEL
6" IN 

S2 HIGH MOUNT

The S2 High Mount Seat is a direct replacement for traditional pedestal mount seats. With the suspension tucked in under the seat it fits within the same space envelope but with the superior proven performance of the linear guide suspension module.

Available with a standard Deck Mount or with mounting plate to fit industry standard pedestal bases for quick installation.

These seats include Height Adjust, a Folding Footrest and a Seat Slide. Shown with optional Deck Mount and Armrests.

SHOCKS BY
FOXSHOCKS BY
FOX



TRAVEL
8" IN



S3 HELM SEAT WITH STORAGE

Our comfortable S3 Helm or Passenger Seat paired with our performance-leading S3 Suspension; This seat is available with a deck or bulkhead mount and commonly used in cabin boats for the most demanding sea conditions. The storage box below can be utilized for stowing and protecting personal effects.

Seats shown with folding Footrests, Armrests and Deck Mounts.
Available with Height Adjust:

[SW-S3-1204-HA](#) | [SW-S3-1304-HA](#)



SW-S3-1204



SW-S3-1304

S3 FLIP BOLSTER WITH STORAGE

This seat is a versatile Flip Up Bolster for seated or standing occupants, paired with our performance-leading S3 Suspension. It is commonly used in cabin boats for the most demanding of conditions. The storage box below can be utilized for stowing and protecting personal effects.

Seats shown with folding Footrests, Armrests and Deck Mounts.
Available with Height Adjust:

[SW-S3-12014-HA](#) | [SW-S3-13014-HA](#)



SW-S3-12014



SW-S3-13014



S3 VESSEL AND PRODUCT APPLICATION



Military missions, special forces, law enforcement & border patrol



Suited for center console and t-top applications



The most demanding sea conditions and high speeds



HELM & CREW SEATS OPTIONS & ACCESSORIES



S2 HELM SEAT



S2 FLIP BOLSTER



S2 HIGH MOUNT



S3 HELM SEAT
WITH STORAGE



S3 FLIP BOLSTER
WITH STORAGE



SUSPENSION & TUNING

Shock Pump



PROTUNE – Shock Adjustment



ACCESSORIES

Cupholder



Map Pocket



SEAT ADJUSTMENTS & MOUNTING


Height Adjust



S2 10° Bulkhead Mount



S2 Fore/Aft Slide




Seat Slide



S2 Deck Mount




S3 Deck Mount



S2 0° Bulkhead Mount



S3 Quick Release Track Mount



COMFORT & SAFETY

Footrest – T Style & Folding



Grab Rail Low - Rear



Footrest – Bulkhead Mount Adjustable



Grab Rail High - Rear



Folding Armrests



Wide Grab Rail - Rear



Armrest Mount Control



Seatbelt



Armrest Handgrips



4 and 5-Point Harness



S2

TRAVEL
6 IN



S2 DROP-DOWN BULKHEAD MOUNT

This Drop-Down Bulkhead Mounted Seat allows the user to sit or stand while offering superior comfort in both positions. It is commonly used in cabin boats and T-top applications. The Bulkhead Mount provides a clean installation free of trip hazards.

Equipped with a 6-inch travel FOX Float H2O custom-tuned and fully adjustable shock absorber. Developed in tandem with FOX Defense and designed for outdoor marine applications.

Seats shown with Armrests and Bulkhead Mounts.



SW-S2-1202-BM

SW-S2-1302-BM

S2 VESSEL & PRODUCT APPLICATION



Government agency, law enforcement and military vessels, SAR applications



High-end recreational use



Moderate to heavy sea conditions and high speeds

S3

TRAVEL
8 IN



S3 DROP-DOWN BOLSTER

The Drop-Down Bolster is our most popular and versatile seat. With a simple pull handle the Drop-Down Bolster converts from a seated to standing Bolster. When equipped with the integrated Folding Footrest (optional), the footrest stows & deploys automatically with the base cushion. The optional bulkhead mount provides a clean installation free of trip hazards.

Traditionally used on center console RHIBs for the most demanding users and applications. SHOCKWAVE's Drop-Down Bolster is also the workhorse of the USCG fleet with over 1500 units in service on the Response Boat Small II.

Equipped with an 8-inch travel FOX FLOAT H2O custom-tuned and fully adjustable shock absorber. Developed in tandem with FOX Defense and designed for outdoor marine applications.

Seats shown with Armrests, Foldable Footrest and Deck Mounts.



SW-S3-T1202-FF2

SW-S3-T1302

S3 VESSEL & PRODUCT APPLICATION



Military missions, special forces, law enforcement & border patrol



Open RHIBs & yacht tenders



The most demanding sea conditions and high speeds

S2

S3

DROP-DOWN SEATS
OPTIONS & ACCESSORIES



S2 DROP-DOWN BULKHEAD MOUNT

S3 DROP-DOWN

SUSPENSION & TUNING


COMFORT & SAFETY

Shock Pump




● ●

PROTUNE
- Shock Adjustment




● ●

Footrest
- Integrated & Folding



● ●


Armrest Handgrips



● ●

SEAT ADJUSTMENTS & MOUNTING

Height Adjust




● ●

S3 Deck Slider




●

Footrest – Bulkhead Mount Adjustable



● ●

Rear Grab Rail High




●

0° Bulkhead Mount



● ●

S3 Deck Mount



●

Footrest - Rear Module



●

Seatbelt



● ●

10° Bulkhead Mount



● ●

S3 Deck Mount - Quick Release




●

Folding Armrests




● ●

4 and 5-Point Harness



● ●


Armrest Control Mount



● ●

ACCESSORIES

Cupholder



● ●

Map Pocket



● ●

S5

TRAVEL
4" IN



S5 JOCKEY SEAT

The SHOCKWAVE S5 Jockey Seat offers solid performance in an affordable, lightweight and compact package. Equipped with a ROCKSHOX air sprung shock, it features on-the-fly adjustments for firmness and rebound rate. The seat cushions are made with closed cell foam and heavy-duty black fabric, well suited to recreational RHIB or commercial applications. Designed for comfort and durability in outdoor and saltwater conditions. The S5 Jockey is designed to mount on a seat riser storage box and is ideal for refits.



SW-S5-2400

S2

TRAVEL
6" IN



S2 LOW-PROFILE JOCKEY SEAT

This low mount, compact and lightweight Jockey Seat is designed for installation on top of seat riser storage boxes. It is available with Fore-Aft Slide and Height Adjust to accommodate a broad range of occupants.

Choice of the Canadian Coast Guard's fleet of 7m SAR RHIBs and UK MOD Offshore Raiding Craft.

Equipped with a 6-inch travel FOX FLOAT H2O custom-tuned and fully adjustable shock absorber. Developed in tandem with FOX Defense and designed for outdoor marine applications.



SW-S2-2400-LP

S5 VESSEL & PRODUCT APPLICATION



Best suited to commercial, SAR & government agency vessels



Light and very compact, suitable for retro fits and new builds



Light to moderate ocean conditions, moderate speeds

S2 VESSEL & PRODUCT APPLICATION



Government agency, law enforcement and military vessels, SAR applications



Suited for cabin boats, t-top applications and open RHIBs



Moderate to heavy sea conditions and high speeds

S3

TRAVEL
8" IN



S3 LIGHTWEIGHT SINGLE JOCKEY

SHOCKWAVE's S3 Lightweight Jockey Seats are built for the most demanding applications. These next generation Jockey Seats feature improved performance while reducing weight by 20%. SHOCKWAVE was the #1 seat as tested independently by the UK-MOD, lasting over 60% longer to Whole Body Vibration Limit than the next best seat.

The Quick Release Track System and Quick Connect Height Adjust maximize versatility and offer mission-specific configurations. Suitable for high-speed RHIBs, boarding operations and tactical craft.

Equipped with an 8-inch travel FOX Float H2O custom-tuned and fully adjustable shock absorber. Developed in tandem with Fox Defense and designed for outdoor marine applications.

Seat on the left shown with Height Adjust, Fore/Aft Slide and VIMMS. Seat on the right shown with seatbelt, Grab Rail and Deck Mount. Available with Height Adjust: [SW-S3L-2410-HA](#)



SW-S3L-2410

S3 VESSEL AND PRODUCT APPLICATION



Military missions, special forces, law enforcement & border patrol



Suited for cabin boats and t-top applications



The most demanding sea conditions and high speeds



S3 LIGHTWEIGHT SINGLE FOLDING JOCKEY

Designed for boarding teams and multi-role boats, this versatile Jockey Seat folds down to clear the deck and maximize your workspace. A robust integrated latch ensures the seat stays in the stowed position. For a truly multi-role boat, SHOCKWAVE's optional Quick Release Track Mounts allow seats to be reconfigured or removed.

Equipped with an 8-inch travel FOX Float H2O custom-tuned and fully adjustable shock absorber. Developed in tandem with Fox Defense and designed for outdoor marine applications.

Seat shown with Deck Mount.

Available with Height Adjust: [SW-S3L-2413-HA](#)

See dual mounting option on page 23.



SW-S3L-2413

S3 LIGHTWEIGHT REAR JOCKEY

The fold-down Jockey Seat (down rather than up) reduces catch points, is more compact and leaves the handrail accessible whether the seat is deployed or stowed. An easy to operate robust latch ensures the seat stays in the stowed position.

Available with footrest, Quick Release Track Mounts, Quick Connect Height Adjust, Armrests, and the ability to mount on the back of any of the seats in the S3 product line.

Equipped with an 8-inch travel FOX Float H2O custom-tuned and fully adjustable shock absorber. Developed in tandem with FOX Defense and designed for outdoor marine applications.

Seat shown with Seatbelt.



SW-00-2413-FM



S3 LIGHTWEIGHT DUAL JOCKEY

A lightweight and efficient use of space that is ideal for open RHIBs. The non-folding front seat is a great helm/nav. seat and can be paired with Height Adjust and Grab Rails.

The SW-S3LD-2413 with SW-00-2413-FM dual folding seats are designed for boarding teams and multi-role boats. Both the forward and aft seats fold down to clear the deck and maximize your workspace. A robust integrated latch ensures the seat stays in the stowed position. For a truly multi-role boat, SHOCKWAVE's optional Quick Release Track Mounts allow seats to be reconfigured or removed.

Equipped with an 8-inch travel FOX Float H2O custom-tuned and fully adjustable shock absorber. Developed in tandem with FOX Defense and designed for outdoor marine applications.

Seat shown with Grab Rail and Deck Mount.

Available with Height Adjust: [SW-S3L-2413-HA](#)



SW-S3LD-2410
with SW-00-2413-FM



SW-S3LD-2413
with SW-00-2413-FM





TRAVEL
8 IN 

S3 LIGHTWEIGHT JOCKEY WITH STORAGE

This seat is ideal for open boat layouts. The storage compartment is accessed by lifting the folding Jockey cushion.

Optional spring-loaded Folding Footrests allow occupants to isolate their feet from heavy impacts on the deck.

Equipped with an 8-inch travel FOX Float H2O custom-tuned and fully adjustable shock absorber. Developed in tandem with FOX Defense and designed for outdoor marine applications.

Seat shown with Grab Rail and Deck Mount.
Available with Height Adjust: [SW-S3L-2414-HA](#)



SW-S3LD-2414
with SW-00-2413-FM



















SW-S3L-2414



S2 S3 | JOCKEY SEATS OPTIONS & ACCESSORIES



- S5 JOCKEY
- S2 JOCKEY LOW-PROFILE
- S3 LIGHTWEIGHT SINGLE JOCKEY
- S3 LIGHTWEIGHT DUAL JOCKEY
- S3 LIGHTWEIGHT WITH STORAGE

SEAT ADJUSTMENTS & MOUNTING		COMFORT & SAFETY	
Fore/Aft Slide 	S3 Lightweight Quick Release Track Mount 	Folding Footrest 	Rear Grab Rail - Low 
Deck Mount 	Height Adjust 	Armrest Control Mount 	Rear Grab Rail - High 
S2 0° Bulkhead Mount 	Jockey Seat Slide 	Front Grab Rail - Narrow 	Rear Grab Rail - Wide 
S2 10° Bulkhead Mount 		Front Grab Rail - Wide 	Seatbelt 
ACCESSORIES			
Cupholder 			

SPECIALTY PRODUCTS



SHOCKWAVE SW-S2-I200-HA for the Flight Crew Seats and Specialty S2 Folding Seats on US Navy LCAC



SW-S4-6404

S4

TRAVEL
12 IN 

S4 HELM CONTROL POD

Tested and proven with our most demanding clients, the durable Helm Control Pod offers a 12-inch travel FOX Float H2O shock absorber with ACCURIDE. Our patented load stabilization second shock system eliminates racking and allows our pods to perform flawlessly with a high instrument or control payload.



SW-S3-6404

S3

TRAVEL
8 IN 

S3 JOCKEY CONTROL POD

The Jockey Control Pod offers an 8-inch travel FOX Float H2O shock absorber with ACCURIDE. Our patented load stabilization second-shock system eliminates racking and allows our pods to perform perfectly with high instrument or control payload.



TRAVEL
8 IN 

S3 LIGHTWEIGHT HIGH-BACK JOCKEY

Designed for the helm/nav. seat on center console RHIBs, this hybrid seat combines the benefits of the lightweight compact Jockey seat with additional support of a High-Back and Armrests.

Optional equipment including Height Adjust, Fore/Aft Slide, Footrests, Quick Release Track Mounts and Armrests mounted controls allow users to tailor the seat to best suit their application.

Equipped with an 8-inch travel FOX Float H2O custom-tuned and fully adjustable shock absorber. Developed in tandem with FOX Defense and designed for outdoor marine applications.

Both seats shown with Under-Seat Storage Bag and Deck Mount. Seat on the right shown with Armrests. Seat on the left shown with Armrest Control Mounts.

Available with Height Adjust: [SWP-1177A-HA](#)



[SWP-1177A](#)



TRAVEL
8 IN 

G-FORCE S3 DROP-DOWN SEAT

With nearly 2000 units in active service on the USCG-RBS-II and hundreds of other applications, the Drop-Down G-Force is a proven winner for performance and durability. This seat comes with a strong marine grade aluminum backing. The inexpensive field replaceable upholstery covers reduce the cost of ownership and will keep the seat looking great throughout its service life. The bolt-on kidney bolsters accommodate law enforcement officers with belt mounted equipment and PPE. The NASCAR-proven Visco-Elastic energy absorbing foam reduces point loading, thus providing long range comfort.

Tailor your seat to best fit your vessel and application with our extensive options: The SHOCKWAVE G-Force Seat is available as a drop-down, flip-up and fixed seat bottom model.

Both seats shown with Folding Armrests and Deck Mount.



S2TRAVEL
6 IN 

BULKHEAD MOUNT FOLDING TROOP SEAT

Maximize your carrying capacity with versatile Folding Troop Seats. These seats are bulkhead mounted, compact, and auto-folding. They are available with or without suspension. The optional S2 Suspension provides 6 inches of travel, offering advanced shock mitigation for big payloads and heavy sea conditions.



Without S2 Suspension
SW-00-5603



With S2 Suspension
SW-S2-5603

SHOCKS BY
FOX**S3**TRAVEL
8 IN 

WALL MOUNT FOLDING SEAT

Versatile Wall Mount Folding Seats fold away when not in use. They provide full body suspension when deployed. FOX Float H2O shocks with 8-inches of travel will readily absorb the impact of offshore waves. This seat is available in port and starboard configurations.

**S3**TRAVEL
8 IN 

S3 LIGHTWEIGHT QUICK CONNECT JOCKEY SWIVEL BOARDING SEAT

The boarding pole holder seat packs a ton of features into a lightweight and compact package. This Quick Release/Track Mounted Seat is equipped with a 360 degree swivel that features a handsfree swivel release/lock for quick and easy adjustment. Innovative Quick Connect Seat Pan for Height Adjust and ability to move the seat to secondary positions on board (swap to front of ICE5 for boarding over the bow.)

SHOCKS BY
FOX

Over the last 20 years, SHOCKWAVE has worked with many of the leading marine organizations and top boat builders around the globe. Often, we are faced with a challenging installation where we need the seat to fit the boat and mission, not the other way around. Through these experiences we have developed a broad library of custom or semi-custom seats and accessories that we can draw upon.

Please contact **SHOCKWAVE**, and we will work with you on a customized solution to meet your requirements.



VESSEL IMPACT & MOTION MONITORING SYSTEM

VIMMS' Vessel Impact and Motion Monitoring System is designed as a direct response to the maritime industry's requirement to monitor crew and vessel levels of shock and vibration during operations.

A complete vessel and crew health monitoring solution designed to aid operators and program managers in monitoring, managing and extending the health and well-being of both personnel and maritime assets. VIMMS is configured to support acceleration exposures to critical components and crew.



REMOTE EQUIPMENT SENSOR(S)

- Hull, Electronics, Propulsion
- Measures impact



REMOTE SEAT SENSOR(S)

- Measures impact
- Integrated with shock mitigated seat



GPS (Optional)



MULTIFUNCTION DISPLAY



RFID READER(S)

- Records occupant info
- One per seat



REMOTE EQUIPMENT SENSOR(S)

- Hull, Electronics, Propulsion
- Measures impact



REMOTE SEAT SENSOR(S)

- Measures impact and travel
- Integrated alert button
- One per seat



SECURE SERVER

- Secure Server Storage (optional)



GPS (Optional)



VESSEL IMPACT & MOTION MONITORING SYSTEM

- Individual crew metrics
- Live display of vessel impact levels
- Crew health warning based on individual impact dosage
- Automatic crew seat tracking
- Historic data charts

VIMMS FEATURES

- Crew and hull integrated monitoring
- Impact data recorded for review and analysis. Up to 2 years of memory.
- Real-time monitoring provides situational awareness of crew and vessel
- Customizable limit indicators
- External sensors for seats and hull mounting
- Compact flush mounted dashboard unit with remote GPS
- All data encrypted to the client's requirements
- Encrypted data downloading via USB and viewing on secure software platform
- System continues to record when the display is turned off

VIMMS PRO FEATURES

- Crew and hull integrated monitoring
- Customizable limit indicators
- Impact data recorded for review and analysis
- Up to 6 months of memory, can be upgraded to 2 years
- GSM (cellular) real-time data transmission with NIST-compliant data security
- Universal retrofit kits for popular shock mitigating seating suppliers/models
- Secure online portal and servers for operational/program platform
- Real-time monitoring provides situational awareness of crew and vessel
- Crew tracking – identifies in real-time which user is in which seat
- Autonomous seat sensing and tracking (automatically logs individual time and exposure in seat)

ICE | INTEGRATED CONTROL ENVIRONMENT



SHOCKWAVE ICE3 Five-Person Gen2 on Ocean Craft Marine 9.5m LE (NOAA – Patrol RHIB). Photo credit Matt Gutierrez

OVERVIEW

SHOCKWAVE ICE (Integrated Control Environment) consoles are the world's only 3 axis, fully suspended marine shock mitigation seating system. These patented suspension consoles allow crews to effectively operate controls and electronics while underway at speed. In addition, the **ICE** provides protection for occupants and sensitive electronics from high speed wave impacts. Our **ICE** consoles are a culmination of years of research, development and testing of **SHOCKWAVE** technology.

For more information visit: [SHOCKWAVESEATS.COM/ICE](https://shockwaveSeats.com/ice)



ICE3 FIVE-PERSON
SW-ICE3005R

ICE³

TRAVEL
12" IN



The **SHOCKWAVE ICE3** is a unique suspension console ideal for high speeds and critical missions. Patented, triple-axis suspension protecting occupants from all directions, 12-inch FOX Megafloat H20 racing shock absorbers and AUTOTUNE functionality for making adjustments while travelling at high speeds. The **ICE3** is a versatile marine suspension console that incorporates military-grade design and components. The **ICE3** comes with a roof to protect occupants from weather, but can also be delivered without a roof.



ICE3 FOUR-PERSON
WITH 2ND ROW DASH
SW-ICE3004R



ICE3 TWO-PERSON
SW-ICE3002R

NEW

ICE3 SIX-PERSON

SW-ICE3006R



SHOCKWAVE ICE3 Six-Person on Titan Raptor RHIB

ICE FEATURES

- ✓ Multi-Axis Suspension Dampens Wave Impact
- ✓ Integrated Welded Aluminum Construction
- ✓ Race Proven 4 Link Suspension with Large Anti Roll Bar
- ✓ 12" FOX Megafloat Suspension – AUTOTUNE Automatic Shock Adjustment
- ✓ Optional Front Mount Gunner or Spotter Seat on Quick Connect Mount
- ✓ Excellent Ergonomics and Crew Communication
- ✓ Superior Shock & Vibration Protection for Crew and Equipment
- ✓ Occupant Moves with Controls for Ease and Accuracy of Operation
- ✓ Improved Economy of Weight, Space and Equipment Integration



ICE4 SIX-PERSON
SW-ICE4006

ICE4

TRAVEL
12" IN



The **ICE4** is a patented suspended console with Jockey Seats, designed to provide advanced, adjustable, multi-axis shock mitigation for vessel crews, electronics and personal effects. It is lighter weight than the **ICE3**, compact and offers an optional folding radar arch. The **ICE4** structure can also accommodate climate controls, weather protection, sensors and antennas. This unit has fully adjustable 12-inch FOX Megafloat H2O racing shock absorbers located on each corner and a sway bar to limit roll. It can be configured to accommodate 4 to 6 passengers.



ICE5 TWO-PERSON
SW-ICE5002

ICE5

TRAVEL
12" IN



SHOCKWAVE's new **ICE5** Console is designed to provide the ultimate in shock mitigation to elite military organizations around the globe. The **ICE5** is a patented product, specifically designed for tactical multi-mission operations. It offers a 3-axis suspended cockpit that enables the crew to operate and monitor vessel systems throughout the vessel's full range of operating parameters. In addition to providing comfort and protection to the crew, the **ICE5** also protects sensitive electronics from wave impact when operating at high speeds in heavy seas.

ICE

SHOCKWAVE

■ OUR PRODUCTS

We design and manufacture all of our marine suspension products in Canada using military-grade components. Our patented Triple-axis **Integrated Control Environment (ICE)** console provides unmatched protection and safety, revolutionizing what is possible on the water.

No one tests like **SHOCKWAVE**. We are based in the Pacific Northwest and constantly test our products in real-world conditions in some of the most severe seas on the planet. We also conduct comprehensive drop testing and safety analysis in order to develop products that exceed the requirements of elite military organizations internationally.

With **ACCURIDE** and **AUTOTUNE** technologies, we are able to provide an added layer of functionality, confidence and ease of use. These integrated systems provide immediate confirmation that the **FOX MegaFLOAT H2O** shock is set correctly for your body weight, while allowing for simple adjustments or on-the-fly shifts depending on conditions.

SHOCKWAVE SW-S3L-2410 Jockey Seats with SW-S3-I2014 at the helm on Titan Supermax Raptor

SERVICING CLIENTS ALL OVER THE WORLD

SHOCKWAVE Marine Suspension Seating has been selected and used in more contracts worldwide than any other seat manufacturer.

CUSTOMERS INCLUDE:

United States Coast Guard

- Response Boat Small II
- Over the Horizon IV 7m RIB
- Over the Horizon III 7m RIB
- TANB 7m Vessel
- Shallow Water 7m Vessel
- Long Range Interceptor
- Boarding Team Delivery 11m RIB
- FRC 7m RIB

United States Customs and Border Protection – 33' Boarding Vessel

United States Navy

- 11m Patrol RIB
- 7m Patrol RIB
- Surface Warfare Center Stiletto 30m

• Fast Escort Vessel 20m

- Landing Craft Air Cushion (LCAC)
- Ship to Shore Connector(SSC)

US SOCOM – Combatant Craft Medium

Royal Canadian Mounted Police – 9m Boarding Team Delivery

Canadian Department of Fisheries and Oceans – 7m and 9m Patrol

Canadian Coast Guard – 7m SAR boats

Canadian PWC – LAMS 9m Assault

Canadian Navy – Patrol

French Commandos – 7m

French Customs – 9m Pursuit

German GSG9 – 9m RIB's

Italian Special Forces – 9m Assault

UK Ministry of Defense (MOD)

Swedish Navy

Irish Coast Guard

Irish Navy

Finland Navy

Polish Navy

Japan Special Forces – 11m RIB's

Indian Ministry of Defense

UAE Navy – 36m Patrol

Qatar Armed Forces

Lebanese Patrol – 10m RIBS

Saudi Arabia Special Forces

Royal Jordanian Special Forces – 10m Assault

Australian Volunteer Coast Guard

Brisbane Police

PROUDLY NORTH-AMERICAN

SHOCKWAVE products are welded, assembled, painted, and built in North America with materials supplied from our high-quality, high-performance partners; FOX Defense, Corbin Seats, Speedway Engineering, IGUS and BSCI Energy Management Systems, to name a few. Customers can be assured of the finest quality and workmanship.



SHOCKWAVE Seats on Inventech 37HTI32-S-PRO

SHOCKWAVE PARTNERS



Corbin



PROFESSIONAL PRODUCT PARTS

SHOCKWAVE has the service and support to keep your seats in excellent condition throughout their service life. Replacement parts are stocked and are supplied with detailed instructions for installation. Shockwave can refurbish seats at our facility or can send a Shockwave Technician to you. Training programs are available to provide general repair and maintenance instruction.



S3 Drop-Down Helm Seats with Height Adjust on Scorpion RHIB

SHOCKWAVE Seats provides parts for our professional line of shock mitigating marine seats (S2, S3, S6 & ICE). All inquiries and part purchasing can be done directly through our parts and service department.

CONTACT US DIRECTLY

1.778.426.8544

support@shockwavesSeats.com

THE NORTHWEST PASSAGE
TESTING UNDER REAL-LIFE
CONDITIONS

In 2001, SHOCKWAVE's founder David Smith travelled from Vancouver Island to Alaska in his 24' aluminum boat. For this trip, he developed a prototype suspension boat seat for his rough journey using his experience in race car suspension technology. With his new suspension technology, David was able to travel so fast in rough seas that he outran the US Coast Guard along the way, catching their attention. This was the beginning of SHOCK-WAVE Seats – a marine suspension technology company.

Nine years later, David embarked on another adventure, using it as an opportunity for product testing and proof of concept. He left St. John's Newfoundland in an open RHIB outfitted with his new ICE Console, to circumnavigate the Northwest Passage with fellow adventurer Bear Grylls. This trip was only possible because of David's years of marine suspension seating development and his newest design, the SHOCKWAVE ICE (Integrated Control Environment).

This trip tested the new ICE Console and pushed it to its limits. This was the truest way to test SHOCKWAVE's technology – and prove its reliability and performance. Through harrowing ocean conditions, ice flows, severe storms, and unimaginably rough waters, the SHOCK-WAVE ICE Console got David and his crew safely and quickly home through the Arctic Circle and back to Vancouver Island. This trip solidified SHOCKWAVE's position as the premier marine suspension company in the world.

Watch the documentary
SHOCKWAVESEATS.COM/NWP



■ **CERTIFIED PERFORMANCE**

We constantly test and measure our products and have built them to be industry leading. All SHOCKWAVE products meet or exceed specifications and requirements for certification in both Canada and the US.

- ✓ SHOCKWAVE products are capable of mitigating dynamic exposure to levels below acceptable limits, as specified in ISO Standards 2631 Part I (1997) and Part 5 (2001); sections 14.4-14.4.9.3 of ASTM F1166-07, NAVSEA T9006-AE-TRQ-010 and NSWCCD-80-TR-2015/010
- ✓ The suspension travel prevents the seat from hitting the suspension stops during an acceleration event 10 times the acceleration of gravity with an occupant up to the 95th percentile male in weight



TESTING
COMPUTER DESIGN
& STRUCTURAL VERIFICATION



All of our products are tested on the water



We use SolidWorks Simulation software to analyze millions of variables that may cause stress on the components and parts of all our products



All major components are broken down for validation and tested individually



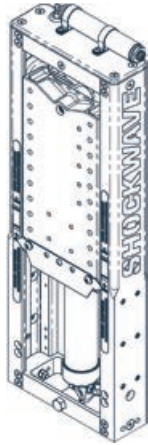
We perform Drop Testing in-house to verify component strength and suspension performance



■ HIGH LOAD LIMITS

Our seats are designed to take abuse and are warranted to withstand heavy accelerations with full-occupancy in some of the roughest conditions open water provides.

SHOCKWAVE Seats are designed to withstand impacts in multiple directions when occupied by the weight of 5th percentile female to 95th percentile male occupants, including gear; in the case of ICE Consoles and Control Pods, this also includes installed gear and equipment.



■ 100% NON-FERROUS MARINE GRADE METALS

All SHOCKWAVE products are designed with corrosion prevention in mind, and we use only the best, premium non-ferrous materials available today.

- All aluminum components are grade 5052 or 6061-T6
- Chromate Coated S5 Modules for Increased Corrosion Protection
- Welded and formed components are powder coated to exceed salt spray ASTM specification B-117 (equivalent to method 509.5 from MIL-STD-810G)
- Machined aluminum components are hard anodized to military specification MIL-A-8625, and pass salt fog testing method 509.2 from MIL-STD-810G
- 304 and 316 stainless steel is used for all steel brackets and machined components; 304 and 316 stainless steels pass method 2 salt fog testing from MIL-STD-810G

■ STANDARD ACCURIDE FOR ALL PAYLOADS AND SEA CONDITIONS

ACCURIDE is a feature that provides immediate confirmation that the FOX Float H2O shock is set correctly for your body weight. It's an effective and intuitive system that brings the ultimate riding experience to our clients.



SW-S2-I202-HA-BM on Inventech 31FCI20-PRO



SHOCKWAVE *Motorsports*

■ RACE BRED HERITAGE

SHOCKWAVE's heritage dates back over four decades to the development, building and supplying of safety products for NASCAR racing vehicles. It was this technology and know-how that led us to develop suspension seats and consoles for marine use. In a move to immerse ourselves in that experience again, we have developed and sponsor the SHOCKWAVE Motorsports Team.

SHOCKWAVE has been involved in racing since 1965 and is currently actively participating in TransAm, Late Models, NASCAR. ARCA and Sprint Cars.

■ SHOCKWAVE MOTORSPORTS RACING SIMULATORS

The SHOCKWAVE Simulator fills the gap between low-cost recreational simulation and limited access, expensive, one-size-fits-all simulators. It is a tool designed for racers and race teams. SHOCKWAVE Simulators come standard with a Howe TA2 Camaro or Mustang chassis. They can also be configured for Late Models or customized to suit any type of racing cockpit.

SHOCKWAVEMOTORSPORTS.COM



**JOIN THE
SHOCKWAVE
COMMUNITY**

 [@SHOCKWAVESEATS](#)
 [@SHOCKWAVESEATS](#)
 youtube.com/shockwaveSeats



SHOCKWAVE

2074 Henry Ave.
Sidney, British Columbia
V8L 5Y1 Canada

SALES: +1.778.426.8545

SERVICE: +1.778.426.8544

sales@shockwaveSeats.com

WWW.SHOCKWAVESEATS.COM

FEEL BETTER. TRAVEL FARTHER.