

SHOCKWAVE

S5

S5 | Shockwave Swivel

SW-05592

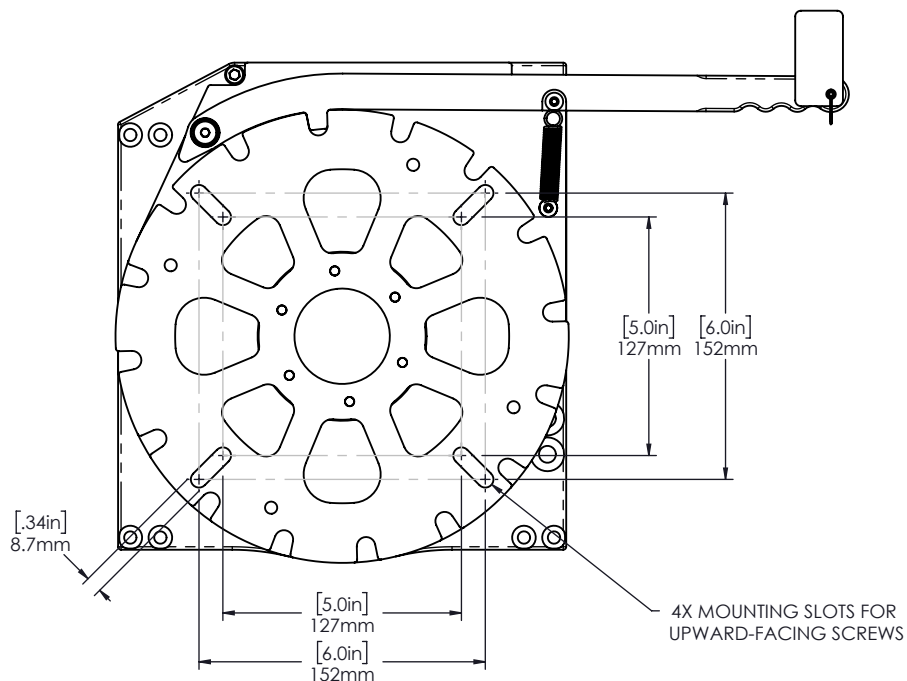


Swivel

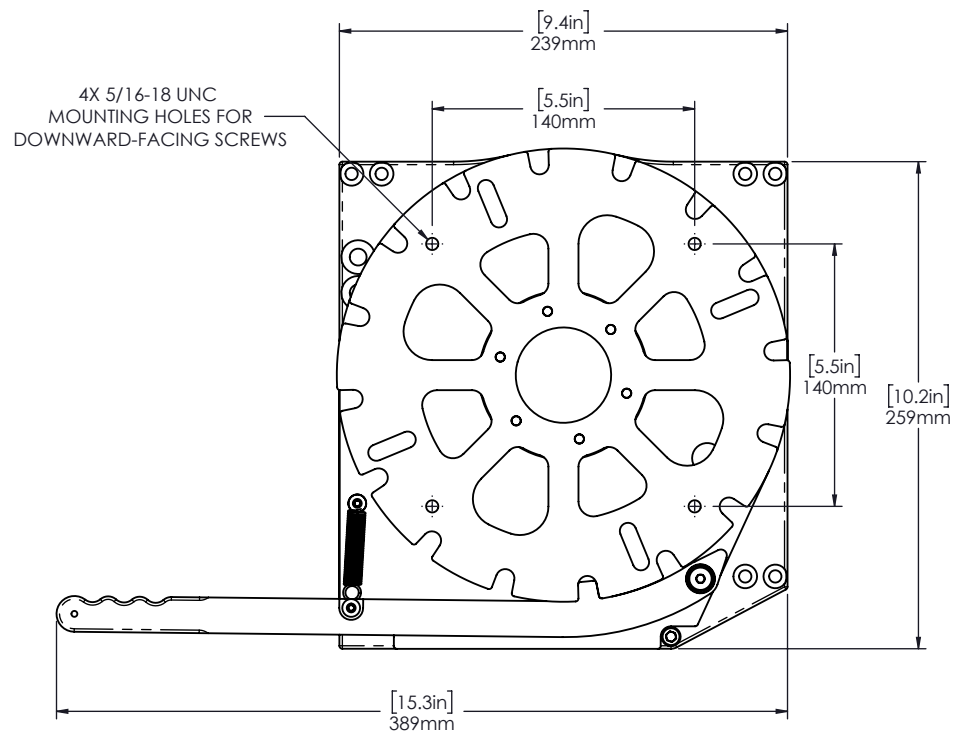
This robust 360-degree swivel is designed to pair with the Shockwave S5 suspension bases and the Shockwave S5 seat. A positive lock engages every 22.5° (16 positions).

LEARN MORE ABOUT OUR PRODUCTS AT
SHOCKWAVESEATS.COM

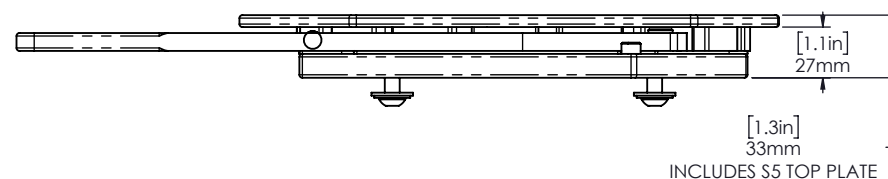
+1-778-426-8545
sales@shockwavedseats.com



MOUNTING PATTERN FOR UPWARD-FACING SCREWS



MOUNTING PATTERN FOR DOWNWARD-FACING SCREWS



SHOCKWAVE

FOR MORE INFORMATION
CALL US AT 1-778-426-8545
OR VISIT US ONLINE AT
WWW.SHOCKWAVESEATS.COM

PROPRIETARY AND CONFIDENTIAL

NOTICE: THIS DRAWING MAY REVEAL DESIGNS OR INFORMATION
PROPRIETARY TO PROFESSIONAL COMPONENTS LTD. BY
ACCEPTANCE OF REPRODUCTIONS, RECIPIENTS AGREE
TO PROTECT PROFESSIONAL COMPONENTS LTD. RIGHTS
AND ARE WARNED AGAINST USE OF THE DOCUMENT FOR
ANY PURPOSE OTHER THAN THAT FOR WHICH IT WAS ISSUED.

SW-05592
S5-Pro Swivel

WEIGHT: [8.2lbs] 3.7 kg

SCALE: 1:4

SHEET 2 OF 2

REV: 06