



Riser Box

3-inch [76mm]: Black SW-09502-B, White SW-09502-W

6-inch [150mm]: Black SW-09633-B, White SW-09633-W

9-inch [230mm]: Black SW-09499-B, White SW-09499-W

12-inch [305mm]: Black SW-09494-B, White SW-09494-W



12-inch Riser Box

Shockwave Riser Boxes

Shockwave offers custom built, pre-drilled 3" [76mm], 6" [150mm], 9" [230mm], and 12" [305mm] riser boxes for customers needing additional height below their S5 suspension bases. Other custom sizes can be ordered.



3-inch Riser Box



6-inch Riser Box

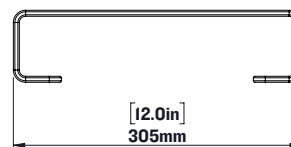

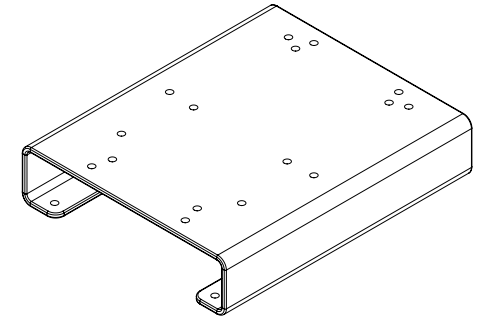
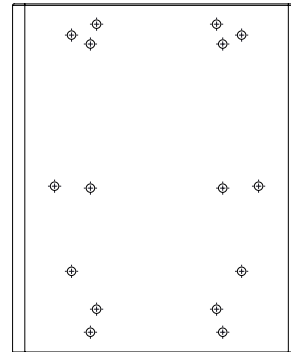
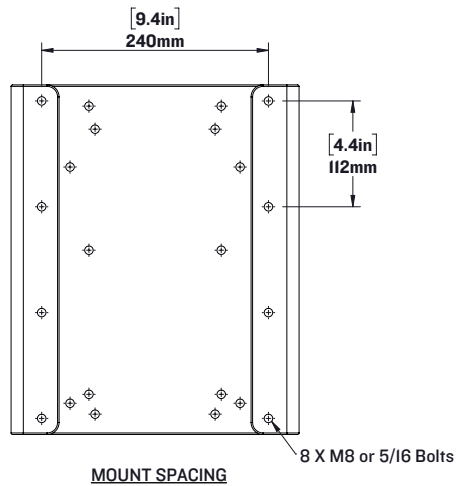


9-inch Riser Box



LEARN MORE ABOUT OUR PRODUCTS AT
SHOCKWAVESEATS.COM

+1-778-426-8545
sales@shockwaveSeats.com



SHOCKWAVE

FOR MORE INFORMATION
CALL US AT 1-778-426-8545
OR VISIT US ONLINE AT
WWW.SHOCKWAVESEATS.COM

PROPRIETARY AND CONFIDENTIAL

NOTICE: THIS DRAWING MAY REVEAL DESIGNS OR INFORMATION
PROPRIETARY TO PROFESSIONAL COMPONENTS LTD. BY
ACCEPTANCE OF REPRODUCTIONS, RECIPIENTS AGREE
TO PROTECT PROFESSIONAL COMPONENTS LTD. RIGHTS
AND ARE WARNED AGAINST USE OF THE DOCUMENT FOR
ANY PURPOSE OTHER THAN THAT FOR WHICH IT WAS ISSUED.

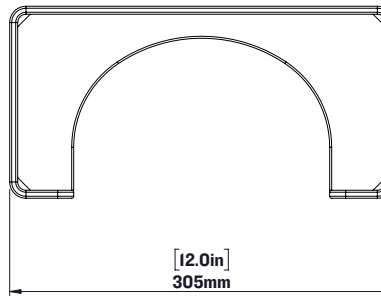
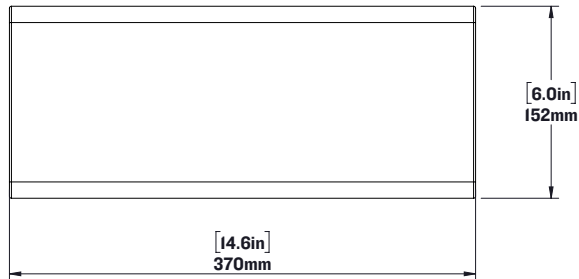
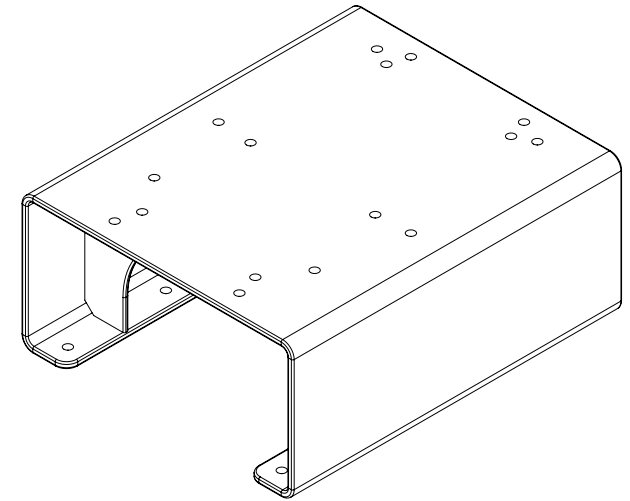

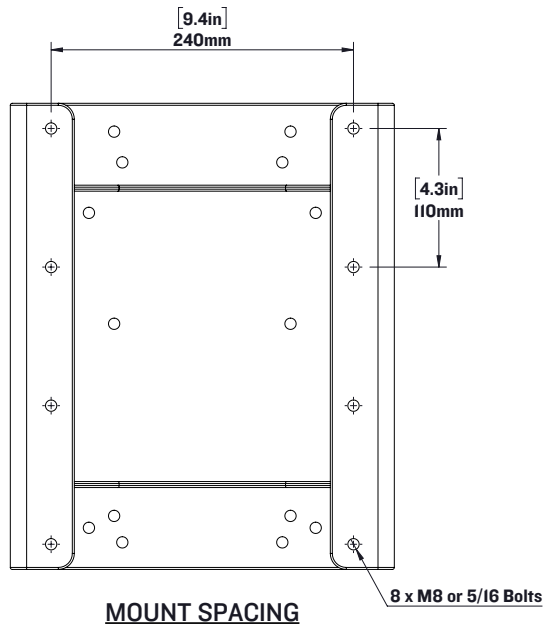
SW-09502
S5 3-Inch Riser Box

WEIGHT: [8.36 lbs] 3.80 kg

SCALE: 1:8

SHEET 1 OF 1

REV: 01



SHOCKWAVE

FOR MORE INFORMATION
CALL US AT 1-778-426-8545
OR VISIT US ONLINE AT
WWW.SHOCKWAVESEATS.COM

PROPRIETARY AND CONFIDENTIAL

NOTICE: THIS DRAWING MAY REVEAL DESIGNS OR INFORMATION
PROPRIETARY TO PROFESSIONAL COMPONENTS LTD. BY
ACCEPTANCE OF REPRODUCTIONS, RECIPIENTS AGREE
TO PROTECT PROFESSIONAL COMPONENTS LTD. RIGHTS
AND ARE WARNED AGAINST USE OF THE DOCUMENT FOR
ANY PURPOSE OTHER THAN THAT FOR WHICH IT WAS ISSUED.

SW-09633

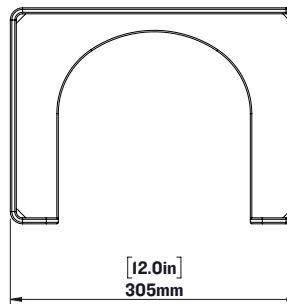
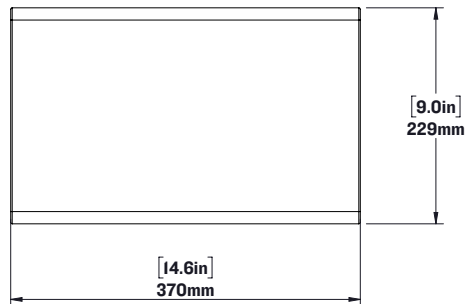
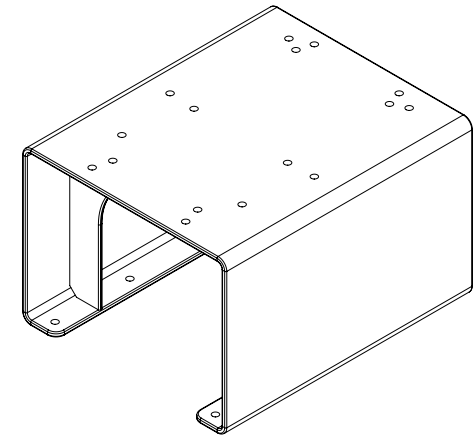

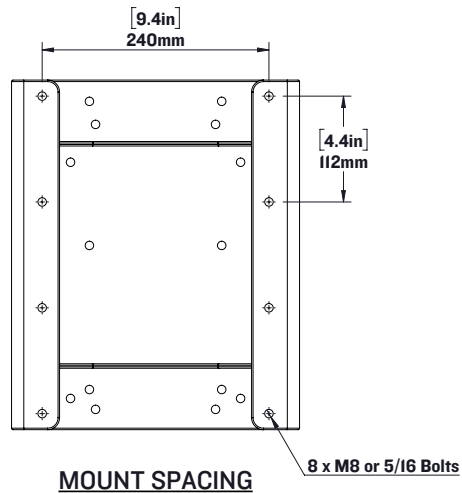
S5 6-Inch Riser Box

WEIGHT: [10.3 lbs] 4.68 kg

SCALE: 1:6

SHEET 1 OF 1

REV: 00



SHOCKWAVE

FOR MORE INFORMATION
CALL US AT 1-778-426-8545
OR VISIT US ONLINE AT
WWW.SHOCKWAVESEATS.COM

PROPRIETARY AND CONFIDENTIAL

NOTICE: THIS DRAWING MAY REVEAL DESIGNS OR INFORMATION PROPRIETARY TO PROFESSIONAL COMPONENTS LTD. BY ACCEPTANCE OF REPRODUCTIONS, RECIPIENTS AGREE TO PROTECT PROFESSIONAL COMPONENTS LTD. RIGHTS AND ARE WARNED AGAINST USE OF THE DOCUMENT FOR ANY PURPOSE OTHER THAN THAT FOR WHICH IT WAS ISSUED.

SW-09499

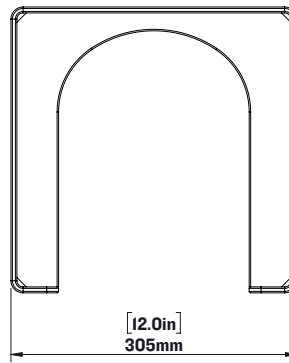
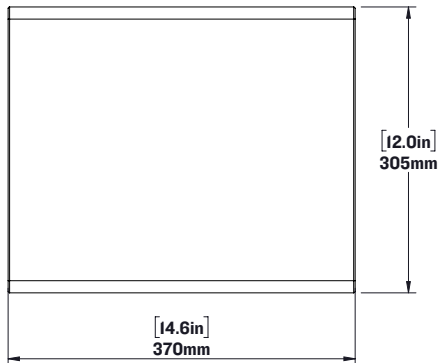
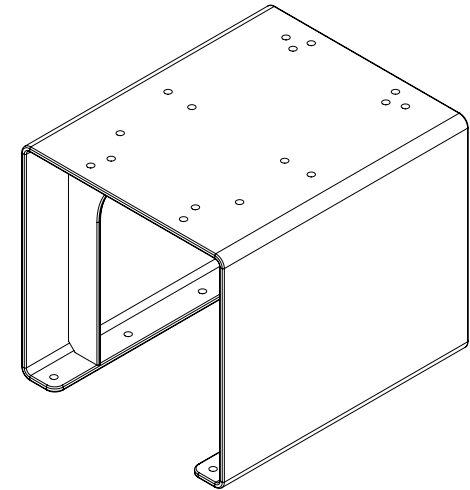
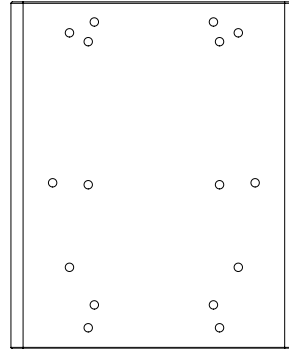
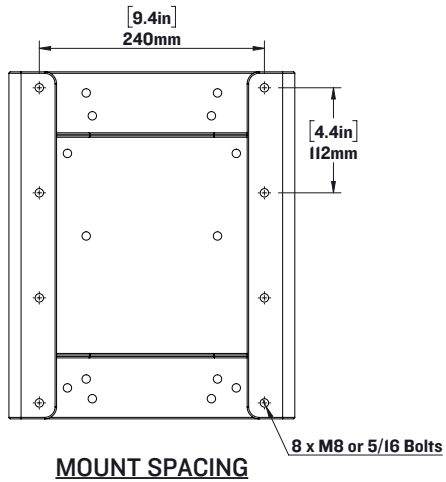
S5 9-Inch Riser Box

WEIGHT: [12.8 lbs] 5.82 kg

SCALE: 1:8

SHEET 1 OF 1

REV: 01



SHOCKWAVE

FOR MORE INFORMATION
CALL US AT 1-778-426-8545
OR VISIT US ONLINE AT
WWW.SHOCKWAVESEATS.COM

PROPRIETARY AND CONFIDENTIAL

NOTICE: THIS DRAWING MAY REVEAL DESIGNS OR INFORMATION
PROPRIETARY TO PROFESSIONAL COMPONENTS LTD. BY
ACCEPTANCE OF REPRODUCTIONS, RECIPIENTS AGREE
TO PROTECT PROFESSIONAL COMPONENTS LTD. RIGHTS
AND ARE WARNED AGAINST USE OF THE DOCUMENT FOR
ANY PURPOSE OTHER THAN THAT FOR WHICH IT WAS ISSUED.

SW-09494
S5 12-Inch Riser Box

WEIGHT: [15.3 lbs] 6.95 kg

SCALE: 1:8

SHEET 1 OF 1

REV: 00