

SHOCKWAVE

S5

S5

Shockwave S5-AL Suspension Base

SW-07823-B • SW-07823-W



Shockwave S5-AL Suspension Base

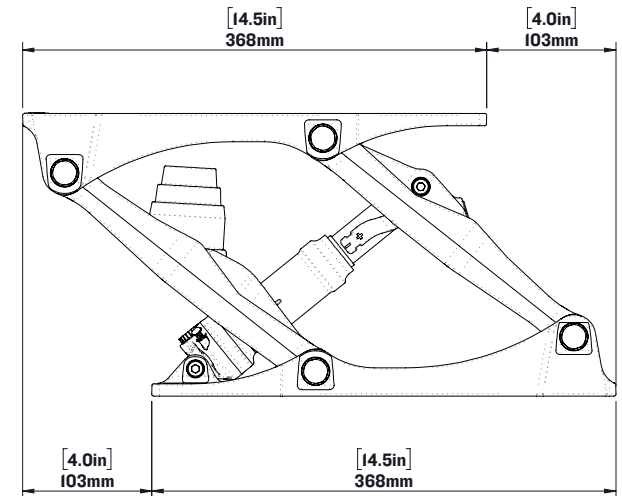
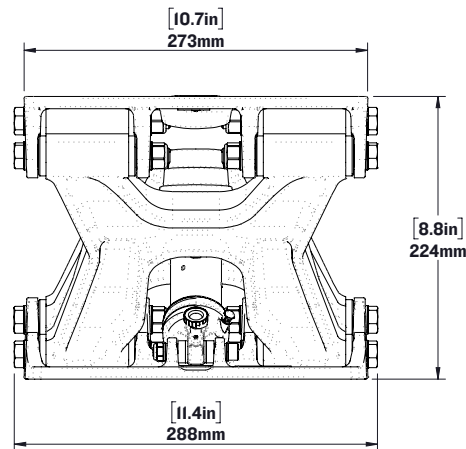
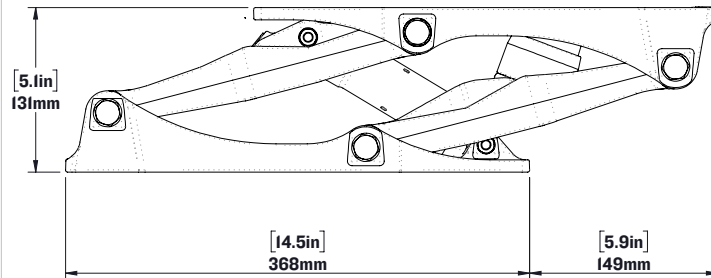
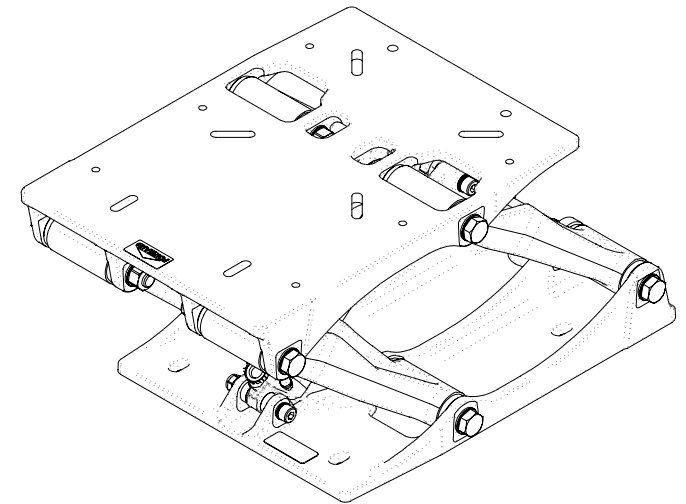
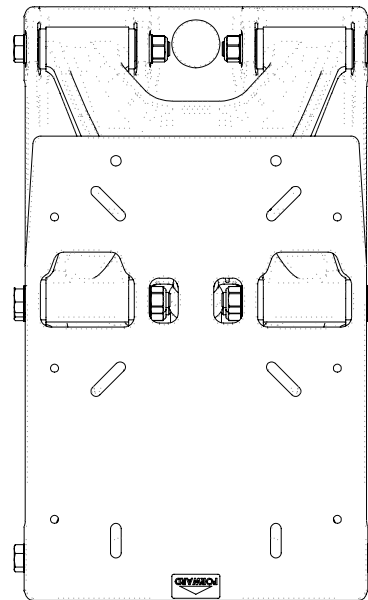
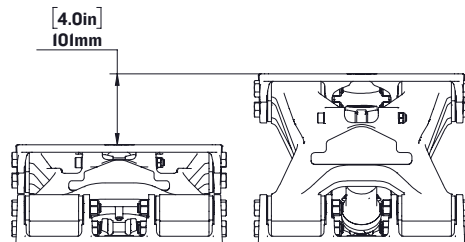
The Shockwave S5-AL aluminum marine suspension base is constructed using anodized cast A360 aluminum that receives a long-lasting powder top-coat. Designed for additional stability over the S5-LW in moderate to heavy sea conditions by utilizing a 4-point forward action suspension design.

LEARN MORE ABOUT OUR PRODUCTS AT
SHOCKWAVESEATS.COM

TRAVEL
4" IN 100mm



+1-778-426-8545
sales@shockwavesseats.com



NOTE:
OCCUPIED SEAT HEIGHT WILL BE [1.0in] 25mm LOWER THAN LISTED DIMENSION

SHOCKWAVE

FOR MORE INFORMATION
CALL US AT 1-778-426-8545
OR VISIT US ONLINE AT
WWW.SHOCKWAVESEATS.COM

PROPRIETARY AND CONFIDENTIAL

NOTICE: THIS DRAWING MAY REVEAL DESIGNS OR INFORMATION
PROPRIETARY TO PROFESSIONAL COMPONENTS LTD. BY
ACCEPTANCE OF REPRODUCTIONS, RECIPIENTS AGREE
TO PROTECT PROFESSIONAL COMPONENTS LTD. RIGHTS
AND ARE WARNED AGAINST USE OF THE DOCUMENT FOR
ANY PURPOSE OTHER THAN THAT FOR WHICH IT WAS ISSUED.

SW-07823-B

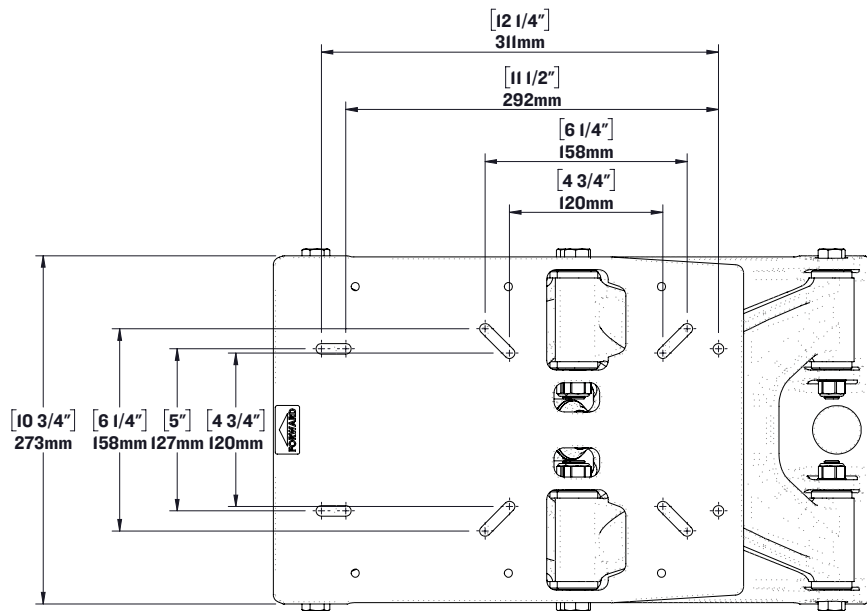
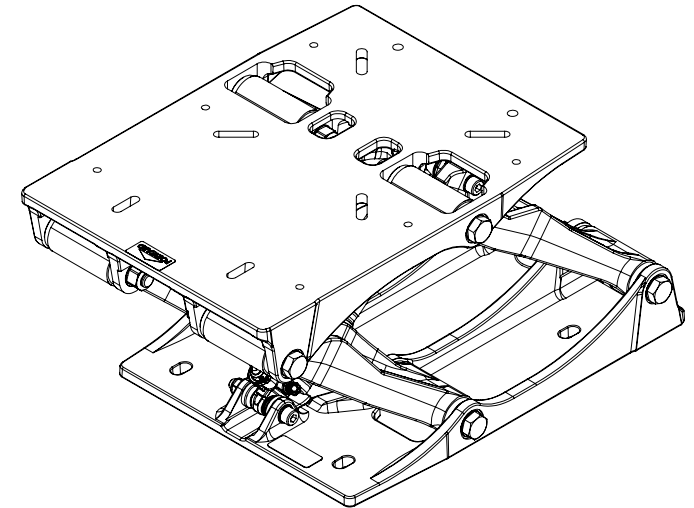
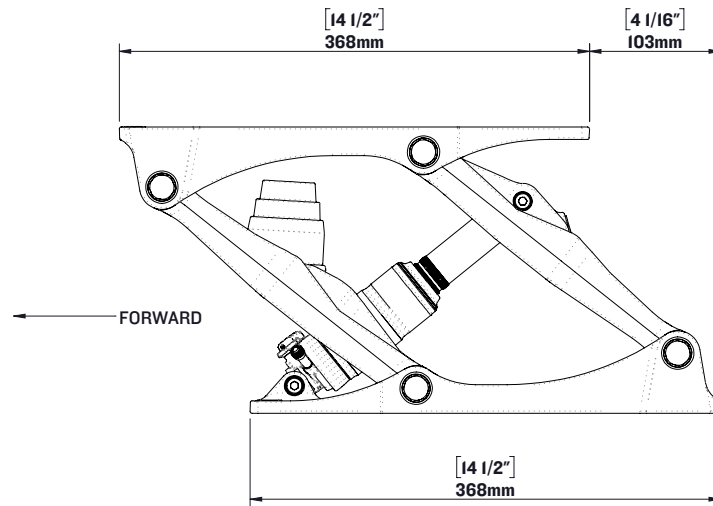
S5-AL Suspension Base - Sentinel - Black

WEIGHT: [27.7 lbs] 12.5 kg

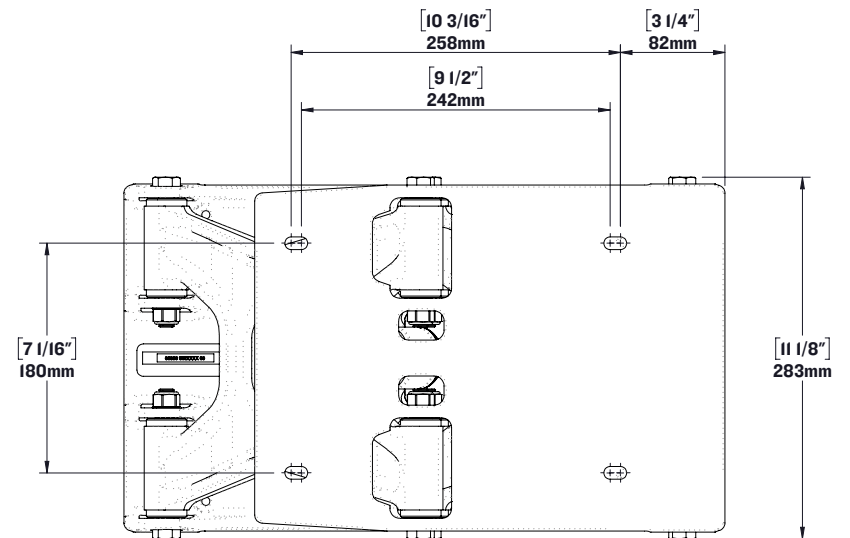
SCALE:1:6

SHEET 1 OF 1

REV: 04



TOP



BOTTOM

NOTES:

1. ALL DIMENSIONED HOLES & SLOTS ARE 5/16"

SHOCKWAVE

FOR MORE INFORMATION
CALL US AT 1-778-426-8545
OR VISIT US ONLINE AT
WWW.SHOCKWAVESEATS.COM

PROPRIETARY AND CONFIDENTIAL

NOTICE: THIS DRAWING MAY REVEAL DESIGNS OR INFORMATION PROPRIETARY TO PROFESSIONAL COMPONENTS LTD. BY ACCEPTANCE OF REPRODUCTIONS, RECIPIENTS AGREE TO PROTECT PROFESSIONAL COMPONENTS LTD. RIGHTS AND ARE WARNED AGAINST USE OF THE DOCUMENT FOR ANY PURPOSE OTHER THAN THAT FOR WHICH IT WAS ISSUED.

SW-07823

Shockwave S5-AL Suspension Base

WEIGHT: [26.46 lbs] 12 kg

SCALE:1:6

SHEET 1 OF 1

REV: 00