

# **SHOCKWAVE**

# **S5**

# **S5**

## **Shockwave S5-SS Suspension Base**

**SW-09108**



## **Shockwave S5-SS Suspension Base**

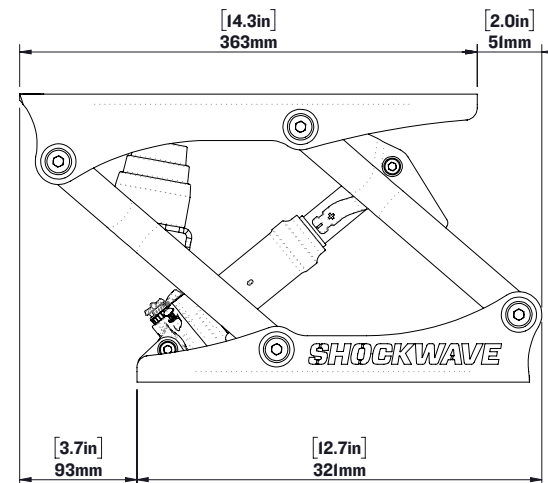
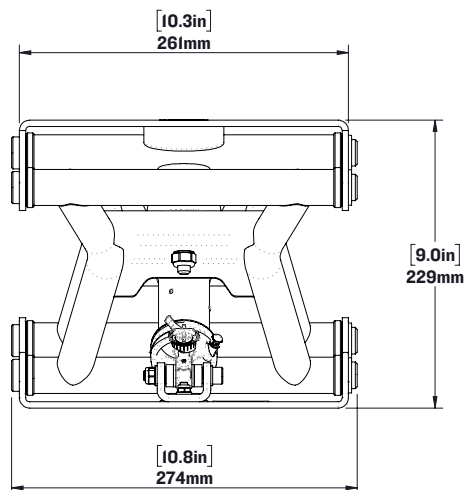
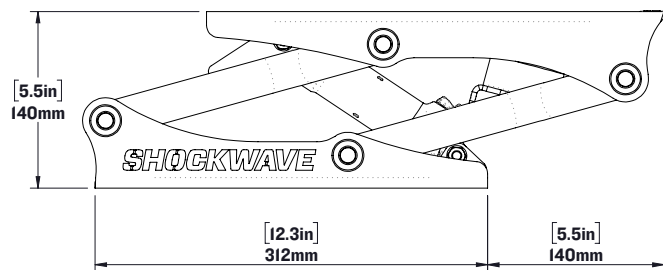
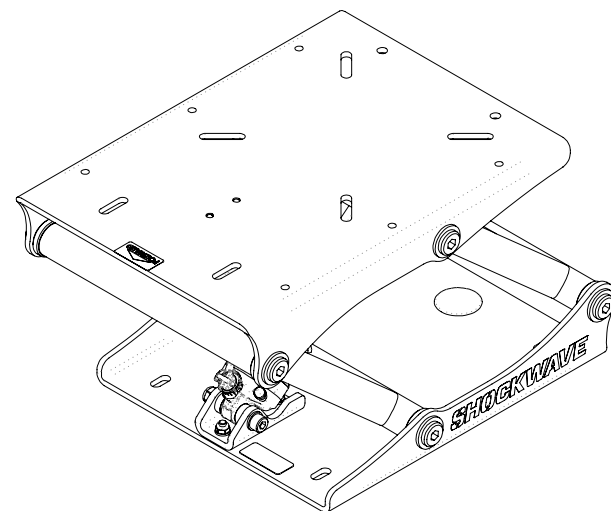
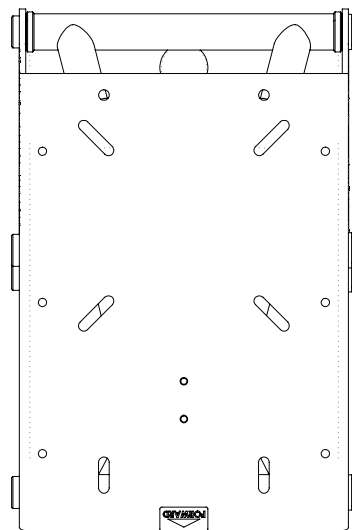
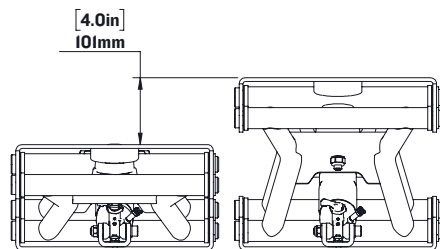
The new Shockwave S5-SS stainless steel suspension base is the latest addition to the S5 product line. Welded construction using electro-polished 316 stainless steel to last a lifetime. The Shockwave S5-SS is best suited for salt water environments with high salinity, humidity, and moderate to heavy sea conditions.

**TRAVEL**  
**4" IN 100mm**



LEARN MORE ABOUT OUR PRODUCTS AT  
**SHOCKWAVESEATS.COM**

+1-778-426-8545  
[sales@shockwaveSeats.com](mailto:sales@shockwaveSeats.com)



NOTE:  
OCCUPIED SEAT HEIGHT WILL BE [1.0in] 25mm LOWER THAN LISTED DIMENSION

**SHOCKWAVE**

FOR MORE INFORMATION  
CALL US AT 1-778-426-8545  
OR VISIT US ONLINE AT  
[WWW.SHOCKWAVESEATS.COM](http://WWW.SHOCKWAVESEATS.COM)

**PROPRIETARY AND CONFIDENTIAL**

NOTICE: THIS DRAWING MAY REVEAL DESIGNS OR INFORMATION  
PROPRIETARY TO PROFESSIONAL COMPONENTS LTD. BY  
ACCEPTANCE OF REPRODUCTIONS, RECIPIENTS AGREE  
TO PROTECT PROFESSIONAL COMPONENTS LTD. RIGHTS  
AND ARE WARNED AGAINST USE OF THE DOCUMENT FOR  
ANY PURPOSE OTHER THAN THAT FOR WHICH IT WAS ISSUED.

**SW-09108**

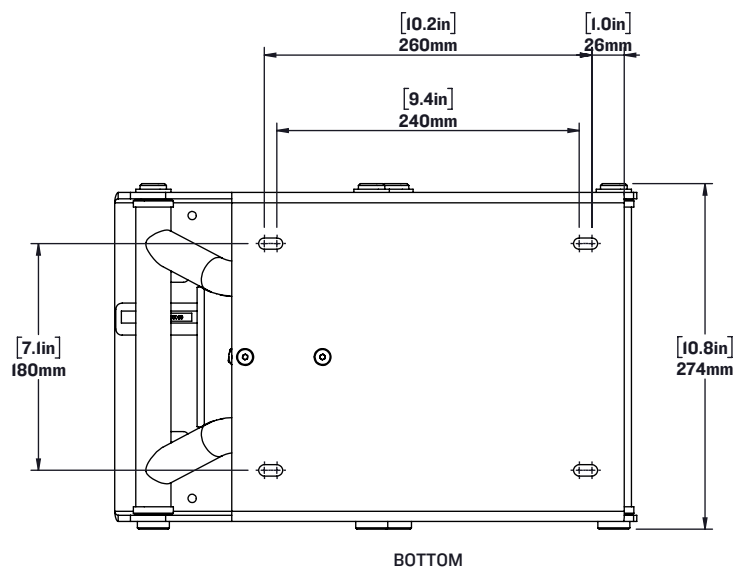
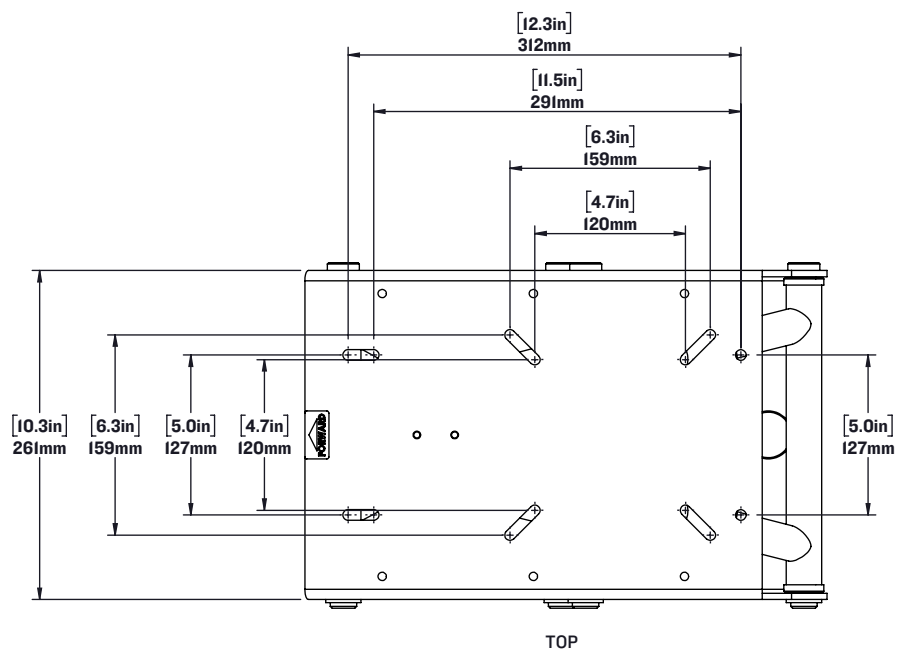
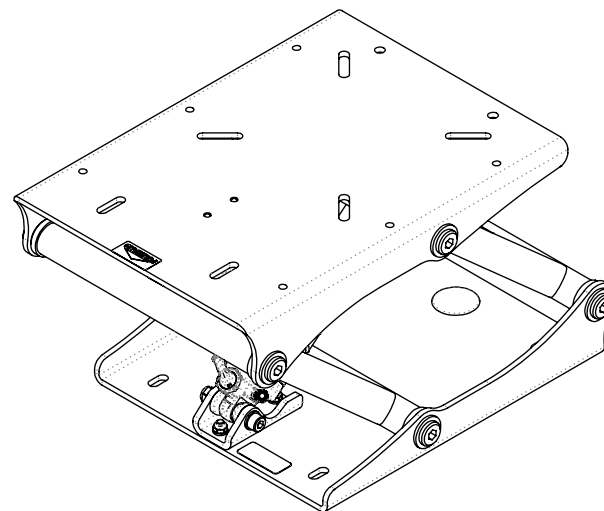
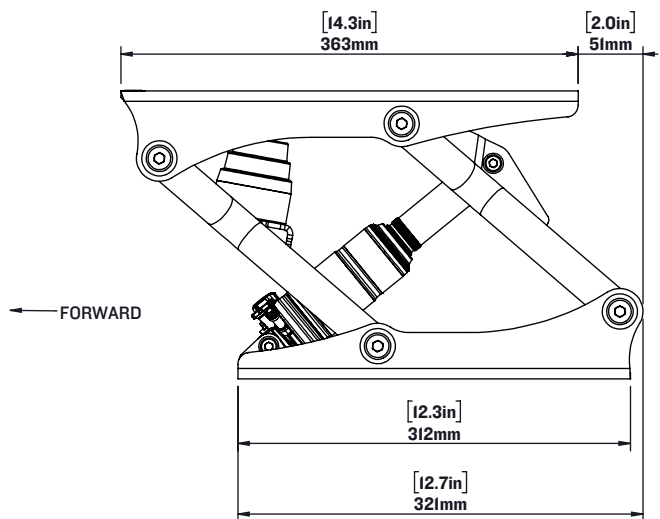
S5-SS Suspension Base

WEIGHT: [31.2 lbs] 14.1 kg

SCALE:1:6

SHEET 1 OF 1

REV: 08



# NOTES:

1. ALL DIMENSIONED HOLES & SLOTS ARE FOR 5/16" OR 8MM FASTENERS

**SHOCKWAVE**

FOR MORE INFORMATION  
CALL US AT 1-778-426-8545  
OR VISIT US ONLINE AT  
[WWW.SHOCKWAVESEATS.COM](http://WWW.SHOCKWAVESEATS.COM)

## PROPRIETARY AND CONFIDENTIAL

NOTICE: THIS DRAWING MAY REVEAL DESIGNS OR INFORMATION PROPRIETARY TO PROFESSIONAL COMPONENTS LTD. BY ACCEPTANCE OF REPRODUCTIONS, RECIPIENTS AGREE TO PROTECT PROFESSIONAL COMPONENTS LTD. RIGHTS AND ARE WARNED AGAINST USE OF THE DOCUMENT FOR ANY PURPOSE OTHER THAN THAT FOR WHICH IT WAS ISSUED.

**SW-09108**

S5-SS Suspension Base

WEIGHT: [N/A lbs] N/A kg

SCALE:1:6

SHEET 1 OF 1

REV: 01