

SHOCKWAVE

S3
MAX

S3
MAX

Shockwave S3 MAX Multi-Axis Seat

G-Force Seat: SWP-I344A

Corbin High-Back Seat: SW-S3M-TI302-FF2-HA-HD

Corbin Mid-Back Seat: SW-S3M-TI202-FF2-HA-HD



S3 MAX G-Force Seat



S3 MAX Corbin High-Back Seat



S3 MAX Corbin Mid-Back Seat

Shockwave S3 MAX Multi-Axis Seat

The new S3 MAX multi-axis shock mitigation seat represents a major innovation in safety for high-speed vessel crews and is designed to help reduce chronic brain trauma. The design was driven by the US military, to keep the occupant's head as stable as possible when experiencing repetitive wave impact. This patent-pending design is specifically developed to help reduce lateral impact forces by stabilizing the occupant's brain when experiencing high-speed, wave-slaming in extreme sea conditions.

LEARN MORE ABOUT OUR PRODUCTS AT
SHOCKWAVESEATS.COM

+1-778-426-8545
sales@shockwavesseats.com

SHOCKWAVE

S3
MAX



**LATERAL
TRAVEL**
3" IN 80MM



**VERTICAL
TRAVEL**
8" IN 200MM

Key Features

Multi-Axis Design


Unlike vertical-only shock mitigation seats, the S3 MAX adds lateral suspension to help stabilize the occupant's head during side-to-side wave impacts.

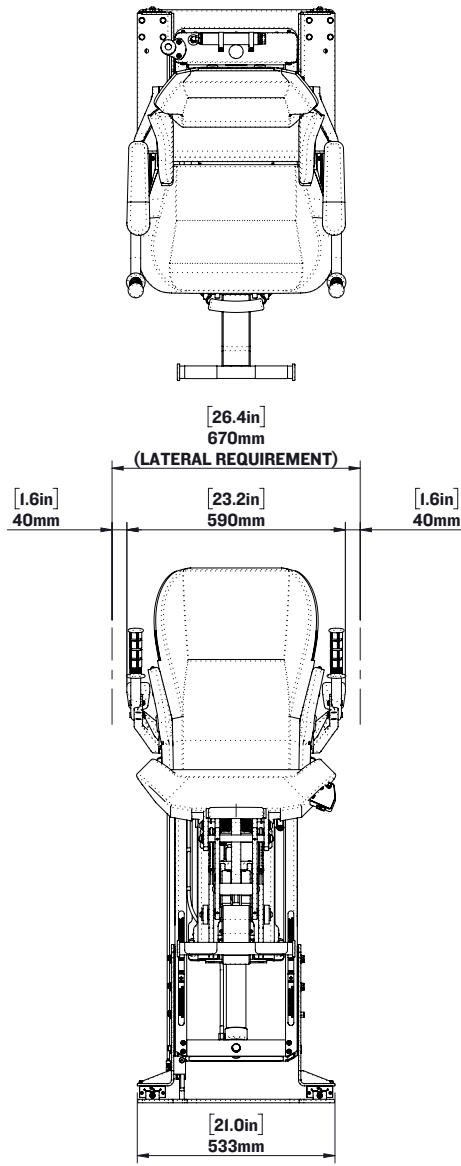
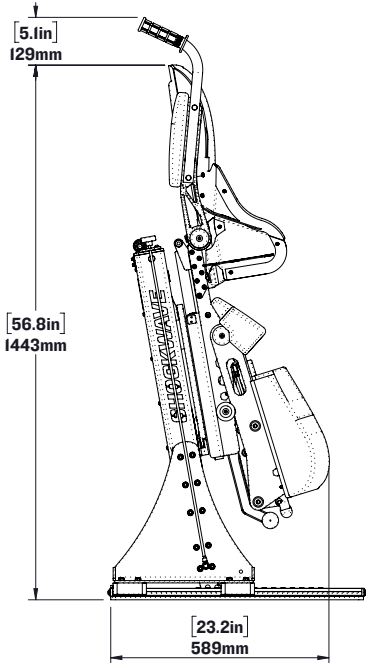
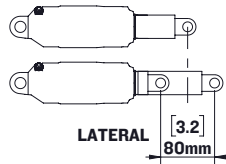
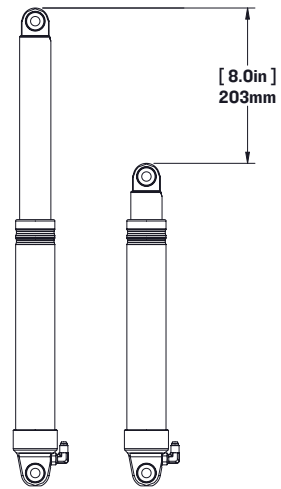
Military-Inspired

Engineering: Developed in response to findings about C.T.E. in elite Navy speedboat crews exposed to extreme forces during wave slamming.

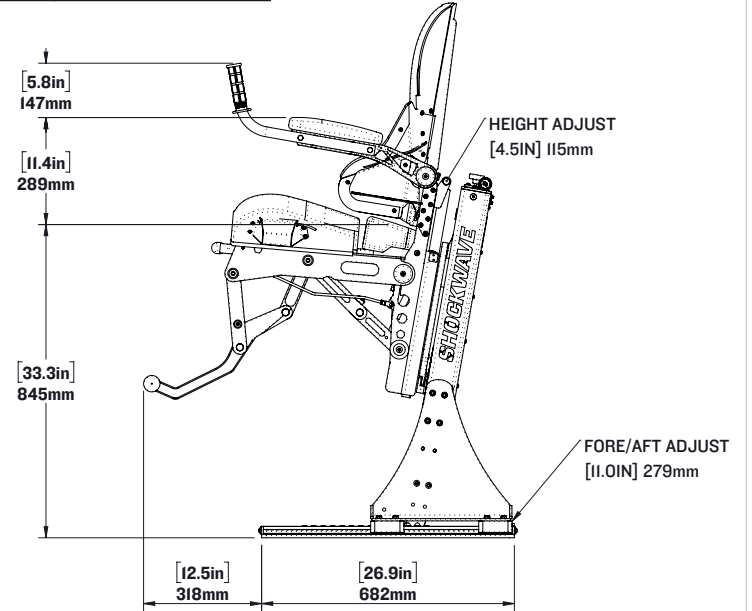
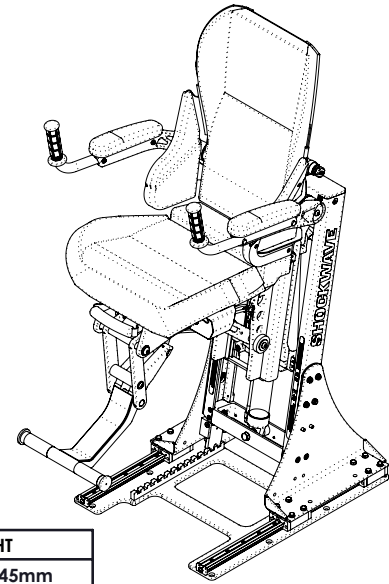
Patent-Pending Innovation

The world's first virtual high-pivot design delivers intuitive lateral movement that naturally follows the body for optimal comfort.





MEAN SEAT HEIGHT	
STANDARD	[33.3in] 845mm



NOTE:

- OCCUPIED SEAT HEIGHT WILL BE [1.5in] 38mm LOWER THAN LISTED DIMENSION
- LATERAL SUSPENSION PATENTS PENDING

SHOCKWAVE

FOR MORE INFORMATION
CALL US AT 1-778-426-8545
OR VISIT US ONLINE AT
WWW.SHOCKWAVESEATS.COM

PROPRIETARY AND CONFIDENTIAL

NOTICE: THIS DRAWING MAY REVEAL DESIGNS OR INFORMATION PROPRIETARY TO PROFESSIONAL COMPONENTS LTD. BY ACCEPTANCE OF REPRODUCTIONS, RECIPIENTS AGREE TO PROTECT PROFESSIONAL COMPONENTS LTD. RIGHTS AND ARE WARNED AGAINST USE OF THE DOCUMENT FOR ANY PURPOSE OTHER THAN THAT FOR WHICH IT WAS ISSUED.

*ESTIMATED WEIGHT SHOWN. ACTUAL WEIGHT MAY DIFFER DUE TO NORMAL MANUFACTURING AND MATERIAL VARIATIONS.

SWP-1344A

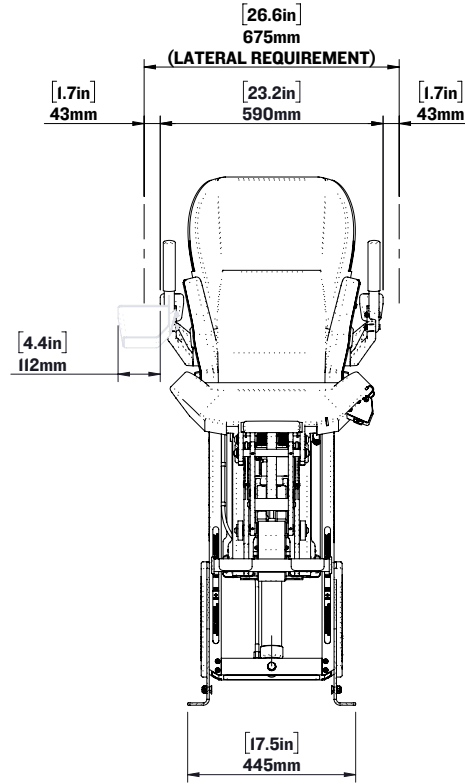
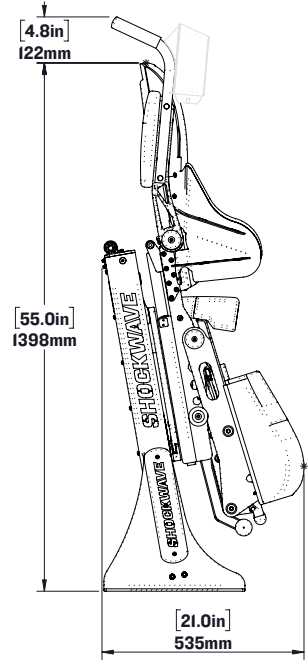
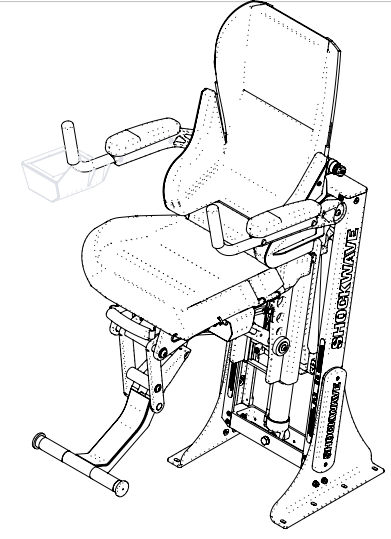
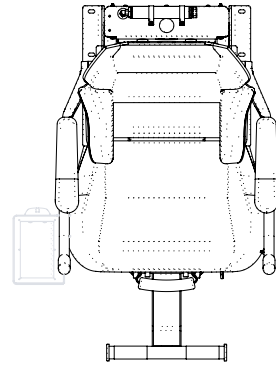
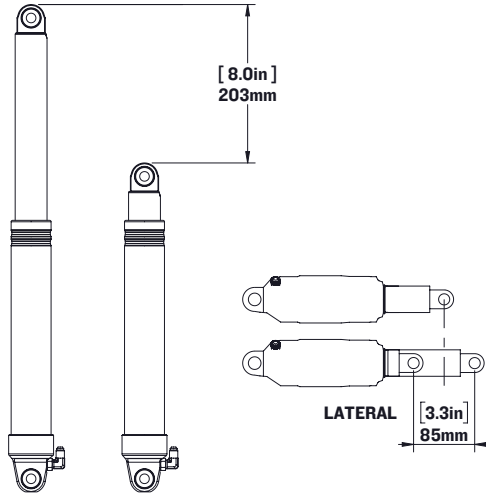
S3A Multi Axis Suspension G-Force Drop Down Seat with FF2 HA Deck Slide and Hand Grips

WEIGHT*: (138.6 lbs) 62.9 kg

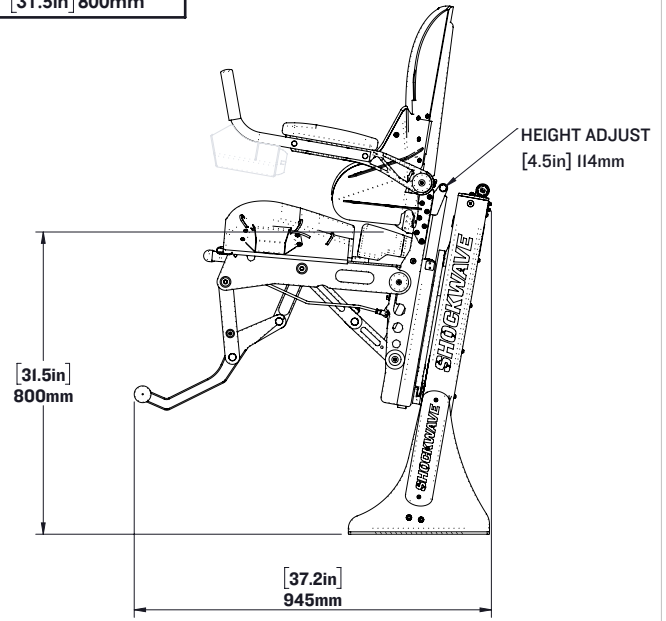
SCALE: 1:20

SHEET 1 OF 1

REV: 00



SEAT HEIGHT OPTIONS	
STANDARD	[31.5in] 800mm



- NOTE:
1. OCCUPIED SEAT HEIGHT WILL BE [1.5in] 38mm LOWER THAN LISTED DIMENSION
 2. SHOWN WITH OPTIONAL SW-07903 BINNACLE

SHOCKWAVE

FOR MORE INFORMATION
 CALL US AT 1-778-426-8545
 OR VISIT US ONLINE AT
WWW.SHOCKWAVESEATS.COM

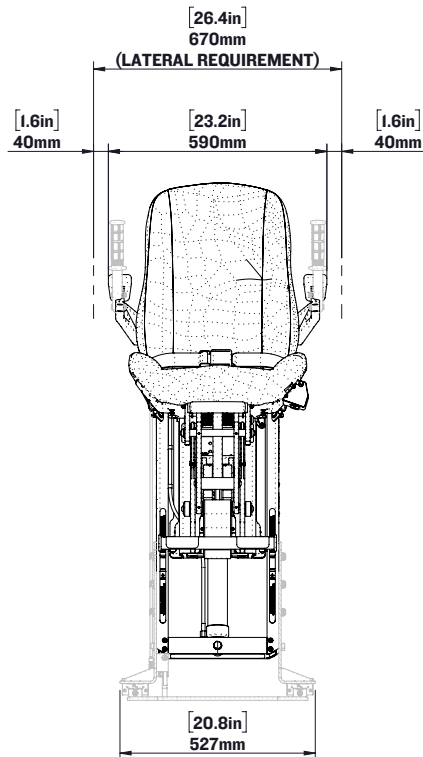
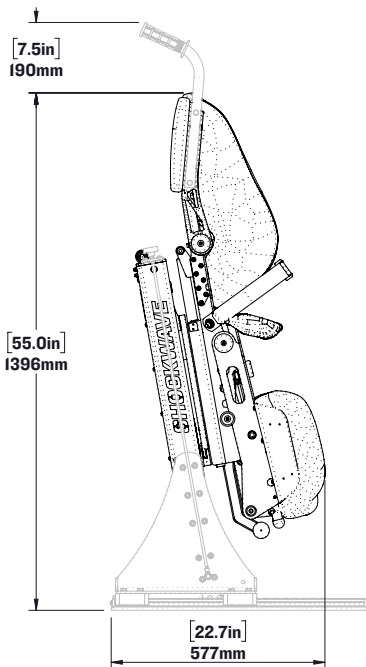
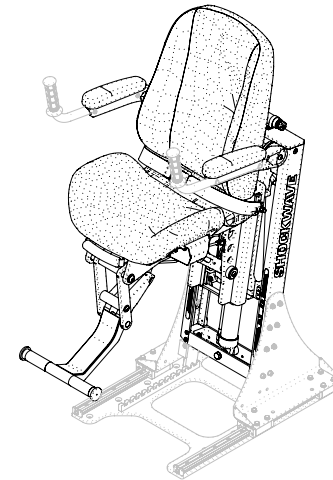
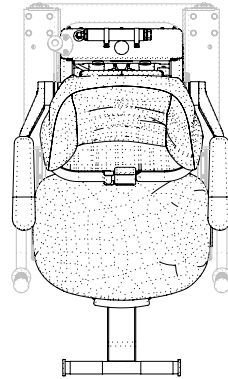
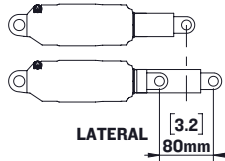
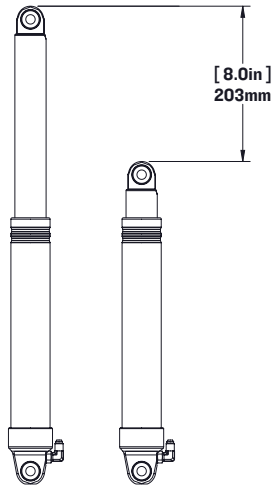
PROPRIETARY AND CONFIDENTIAL

NOTICE: THIS DRAWING MAY REVEAL DESIGNS OR INFORMATION PROPRIETARY TO PROFESSIONAL COMPONENTS LTD. BY ACCEPTANCE OF REPRODUCTIONS, RECIPIENTS AGREE TO PROTECT PROFESSIONAL COMPONENTS LTD. RIGHTS AND ARE WARNED AGAINST USE OF THE DOCUMENT FOR ANY PURPOSE OTHER THAN THAT FOR WHICH IT WAS ISSUED.

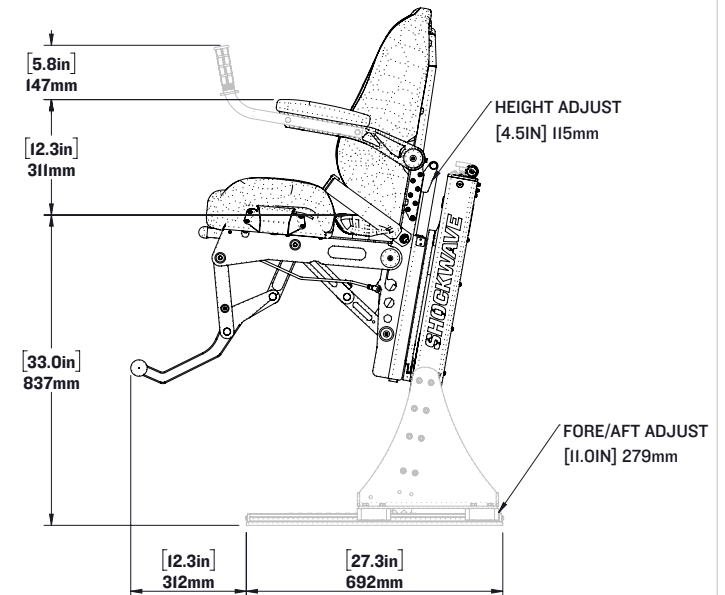
SWP-1347A

S3A Multi Axis Suspension G-Force Drop Down Seat with FF2 and HA

WEIGHT: [116.1 lbs] 52.7 kg	SCALE: 1:24	SHEET 1 OF 1	REV: 00
-----------------------------	-------------	--------------	---------



MEAN SEAT HEIGHT	
STANDARD	[33.0in] 837mm



NOTE:

1. OCCUPIED SEAT HEIGHT WILL BE [1.5in] 38mm LOWER THAN LISTED DIMENSION
2. SHOWN WITH OPTIONAL DECK SLIDE AND HANDGRIPS
3. LATERAL SUSPENSION PATENTS PENDING

SHOCKWAVE

FOR MORE INFORMATION
CALL US AT 1-778-426-8545
OR VISIT US ONLINE AT
WWW.SHOCKWAVESEATS.COM

PROPRIETARY AND CONFIDENTIAL

NOTICE: THIS DRAWING MAY REVEAL DESIGNS OR INFORMATION PROPRIETARY TO PROFESSIONAL COMPONENTS LTD. BY ACCEPTANCE OF REPRODUCTIONS, RECIPIENTS AGREE TO PROTECT PROFESSIONAL COMPONENTS LTD. RIGHTS AND ARE WARNED AGAINST USE OF THE DOCUMENT FOR ANY PURPOSE OTHER THAN THAT FOR WHICH IT WAS ISSUED.

*ESTIMATED WEIGHT SHOWN. ACTUAL WEIGHT MAY DIFFER DUE TO NORMAL MANUFACTURING AND MATERIAL VARIATIONS.

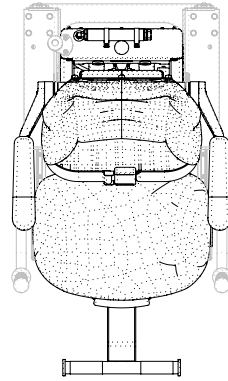
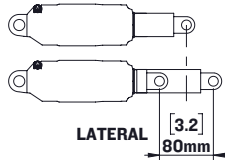
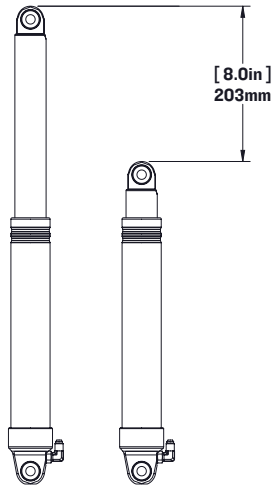
SW-S3M-T1202-FF2-HA-HD
S3 Multi Axis Suspension Drop Down Mid Back Seat with Folding Footrest 2 and Height Adjust

WEIGHT*: [147.3 lbs] 66.8 kg

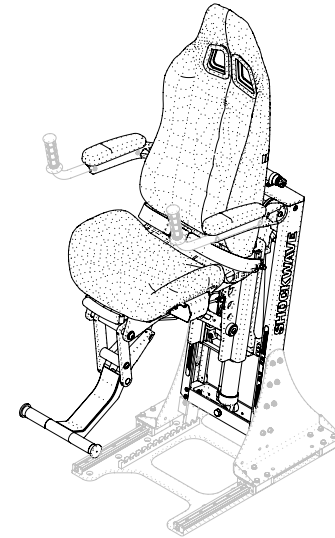
SCALE: 1:20

SHEET 1 OF 1

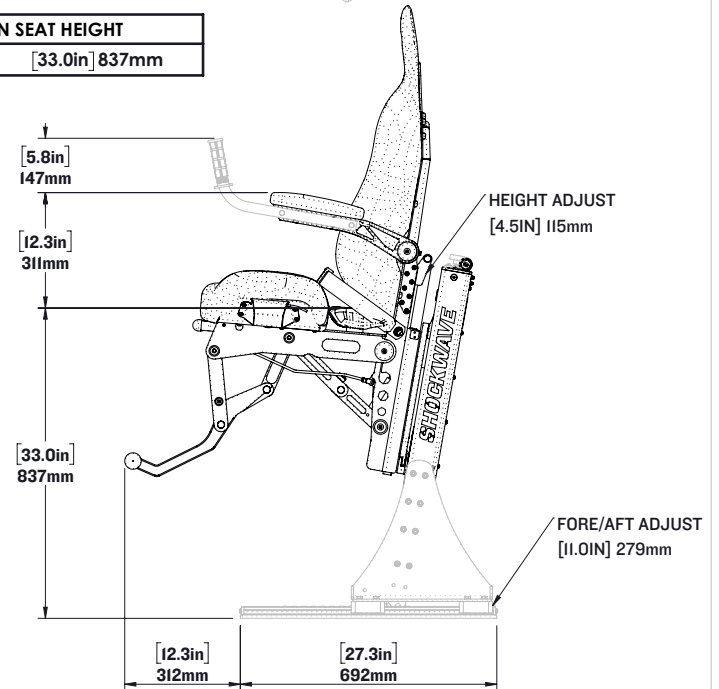
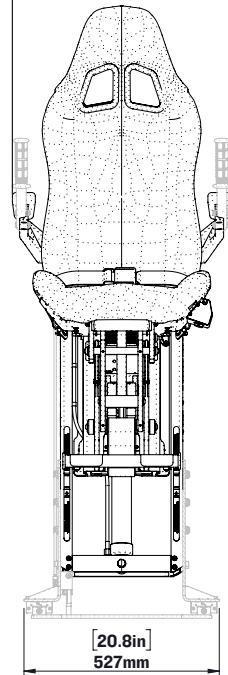
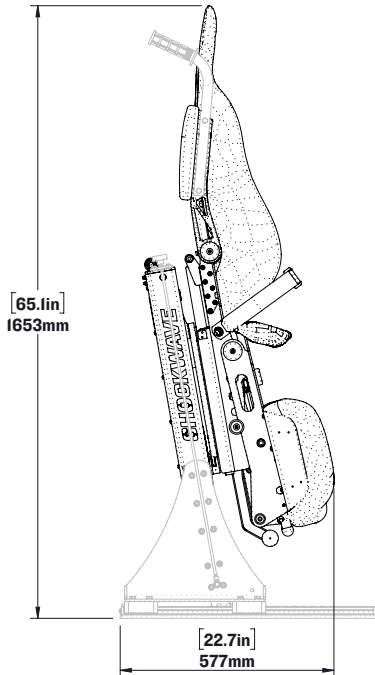
REV: 00



[26.4in] 670mm
(LATERAL REQUIREMENT)
[1.6in] 40mm [23.2in] 590mm [1.6in] 40mm



MEAN SEAT HEIGHT	
STANDARD	[33.0in] 837mm



NOTE:

1. OCCUPIED SEAT HEIGHT WILL BE [1.5in] 38mm LOWER THAN LISTED DIMENSION
2. SHOWN WITH OPTIONAL DECK SLIDE AND HANDGRIPS
3. LATERAL SUSPENSION PATENTS PENDING

SHOCKWAVE

FOR MORE INFORMATION
CALL US AT 1-778-426-8545
OR VISIT US ONLINE AT
WWW.SHOCKWAVESEATS.COM

PROPRIETARY AND CONFIDENTIAL

NOTICE: THIS DRAWING MAY REVEAL DESIGNS OR INFORMATION PROPRIETARY TO PROFESSIONAL COMPONENTS LTD. BY ACCEPTANCE OF REPRODUCTIONS, RECIPIENTS AGREE TO PROTECT PROFESSIONAL COMPONENTS LTD. RIGHTS AND ARE WARNED AGAINST USE OF THE DOCUMENT FOR ANY PURPOSE OTHER THAN THAT FOR WHICH IT WAS ISSUED.

*ESTIMATED WEIGHT SHOWN. ACTUAL WEIGHT MAY DIFFER DUE TO NORMAL MANUFACTURING AND MATERIAL VARIATIONS.

SW-S3M-T1302-FF2-HA-HD
S3 Multi Axis Suspension Drop Down High Back Seat with Folding Footrest 2 and Height Adjust

WEIGHT*: [152.6 lbs] 69.2 kg

SCALE: 1:20

SHEET 1 OF 1

REV: 00